



WESTERN KENTUCKY UNIVERSITY

GREEKS

FRATERNITY & SORORITY GUIDE 2025

TABLE OF CONTENTS

WELCOME FROM THE GREEK ADVISOR.....	1
SCHOLARSHIP, LEADERSHIP, FRIENDSHIP, AND SERVICE.....	2-5
INTERFRATERNITY COUNCIL.....	6
FRATERNITY CHAPTER PROFILES.....	7-20
FRATERNITY RECRUITMENT.....	1
WHAT TO WEAR(FRATERNITIES).....	22
PANHELLENIC COUNCIL.....	23
SORORITY RECRUITMENT STAFF AND GAMMA CHI.....	24-25
WHAT TO WEAR (SORORITY).....	26-27
SORORITY CHAPTER PROFILES.....	28-38
NATIONAL PAN-HELLENIC COUNCIL.....	39
NPHC CHAPTER PROFILES.....	40-46
NPHC INTAKE PROCESS.....	47
FRATERNITY & SORORITY FINANCES.....	48-49
HAZING POLICY.....	50
FRATERNITY & SORORITY ADDRESSES.....	51-52
GLOSSARY.....	53

WELCOME FROM OUR GREEK ADVISOR

Welcome to Western Kentucky University! We are excited that you are interested in joining Greek life during its 60th year at WKU.

One of the easiest ways to get involved at WKU is to explore our Greek community. WKU is an amazing campus and has so many academic and extracurricular opportunities. Our experience within the Greek community helps students adjust to university life and we hope it will do the same for you.

Your experience as a member of one of our fraternity or sorority chapters will provide a framework for achievement and strong personal development that may be applied to all aspects of your life. WKU's fraternities and sororities emphasize the personal attributes that will make you a solid, well-rounded student. Academic support, lifelong friendships, community service events, and campus leadership are just a few of the opportunities available to WKU Greeks.

1.



Andrew Rash, Greek Advisor

SCHOLARSHIP



At Western Kentucky University, scholastic achievement is a prime focus within Greek life.

- **In order to participate in Recruitment, WKU requires a minimum 2.5 unweighted high school grade point average (GPA) or 2.5 college GPA with 12+ attempted hours.**
- **Each fraternity or sorority has a minimum GPA requirement for pledging membership.**

One of the main founding principles of Greek organization is academic excellence. Thus, the academic performance of each Greek chapter is tabulated every semester to determine overall chapter ranking.

- **The Greek average has been consistently higher than the average GPA of all university non-Greek undergraduates.**

WKU's Greek Community wants you to excel in academics. We work to make members aware of various university programs in place to help and guide you to accomplishing this goal.

- **Many chapters have study hours and academic programs to assist members in academic achievement and time management.**
- **The WKU Learning Center offers free tutoring services to promote focused and driven learning environments on campus.**
- **National Headquarters of various chapters offer scholarship opportunities for active members as well as alumni.**

LEADERSHIP

Membership in a Greek organization provides you with opportunities to take on leadership roles in various capacities. These roles can be within, but are not limited to, the following areas.

- **Your own prospective chapter**
- **Your national chapter**
- **The WKU Greek community**
- **The WKU community as a whole**

The development of transferable leadership skills are endless within Greek life. The committee structure of each WKU chapter is designed to give you the opportunity to be involved in various aspects of the organization.

Additionally, chapters provide members with educational programming in areas like time management, personal development, and professional skills

Greek members also participate in campus-wide leadership activities such as the Student Government Association, Ambassador Programs, and the Dynamic Leadership Institute.



FRIENDSHIP



One of the most meaningful parts of joining a fraternity or sorority is the opportunity to create lifelong friendships and build strong, lasting bonds. With your brothers or sisters by your side, you'll share in celebrations, support each other through challenges, and create unforgettable memories together. Brotherhood and sisterhood go beyond wearing Greek letters, attending meetings, or showing up at events—it's about belonging to something bigger than yourself and forming connections that will last well beyond your college years.

Your first semester as a new member is all about getting oriented with your chapter's values, traditions, and community. From meetings and retreats to service projects and academic support, everything is designed to help you feel connected and prepared for initiation. These experiences lay the groundwork for your future in fraternity and sorority life—setting you up for success and a strong sense of purpose within your chapter

SERVICE



Fraternities and sororities sponsor a multitude of community service projects every year. These projects impact the Bowling Green community and raise money for individual chapters' philanthropies. Due to the Greek community's strength in numbers and organizational skills, WKU's campus and the Bowling Green community have received much aid. Every year, the WKU community raises approximately \$400,000 and performs over 69,000 hours of service for the WKU and Bowling Green community.

During Greek Week, WKU Greeks hold the largest blood drive in the Kentucky/Tennessee region, collecting over 1,350 pints of blood for the American Red Cross. Also During Greek Week, WKU Greeks collect canned food items for the Bowling Green food banks and multiple county backpack food programs.

INTERFRATERNAL COUNCIL



The Interfraternity Council (IFC) is the governing body for WKU's 18 fraternities. The purpose of the IFC is to foster cooperation among its members, provide services to the chapters, promote the fraternal system, enhance the relationship between its members and the university community, and act as the judicial body for the actions of its members. WKU's five National Panhellenic Council (NPHC) fraternities hold dual membership in both IFC and NPHC. Listed below are the national fraternities that have chapters on WKU's campus.

***These organizations have dual membership in the Interfraternity Council and the National Panhellenic Council.**

**Alpha Gamma Rho
Alpha Phi Alpha Fraternity Inc.*
Alpha Tau Omega
Delta Tau Delta
Farmhouse
Iota Phi Theta Fraternity Inc.***

**Kappa Alpha Order
Kappa Sigma
Lambda Chi Alpha
Omega Psi Phi Fraternity Inc.*
Phi Beta Sigma Fraternity Inc.*
Phi Gamma Delta**

**Phi Delta Theta
Pi Kappa Alpha
Sigma Alpha Epsilon
Sigma Chi
Sigma Nu
Sigma Phi Epsilon**

ALPHA GAMMA RHO



CHAPTER NAME: ALPHA CHI

ESTABLISHED ON CAMPUS: 1964

FOUNDING DATE: OCTOBER 10TH, 1904

COLORS: GROWING GREEN AND HARVEST GOLD

**PHILANTHROPY: COURAGEOUS KIDS FOUNDATION,
WOUNDED WARRIOR PROJECT**

INSTAGRAM: @AGR.WKU


**SEMESTER FINANCIAL REQUIREMENTS: NEW MEMBER: \$350
ACTIVE MEMBER: \$650**

**ACADEMIC REQUIREMENTS: HIGH SCHOOL GPA: 2.5
COLLEGE GPA: 2.5**

HOUSING REQUIREMENTS: SOME

ATP

ALPHA TAU OMEGA



CHAPTER NAME: ZETA OMEGA

ESTABLISHED ON CAMPUS: 1967

FOUNDING DATE: SEPTEMBER 11TH, 1865

COLORS: AZURE (BLUE) AND GOLD

PHILANTHROPY: MAKE A WISH FOUNDATION

INSTAGRAM: @ATO_WKU

**SEMESTER FINANCIAL REQUIREMENTS: NEW MEMBER: \$400
ACTIVE MEMBER: \$400**

**ACADEMIC REQUIREMENTS: HIGH SCHOOL GPA: 2.7
COLLEGE GPA: 2.7**

HOUSING REQUIREMENTS: NONE

ATO

DELTA TAU DELTA



CHAPTER NAME: EPSILON XI

ESTABLISHED ON CAMPUS: 1967, 2018

FOUNDING DATE: JANUARY 1ST, 1858

COLORS: ROYAL PURPLE, WHITE, AND GOLD

PHILANTHROPY: JUVENILE DIABETES RESEARCH FOUNDATION

INSTAGRAM: @WKUDELTS

**SEMESTER FINANCIAL REQUIREMENTS: NEW MEMBER: \$585
ACTIVE MEMBER: \$500**

**ACADEMIC REQUIREMENTS: HIGH SCHOOL GPA: 2.7
COLLEGE GPA: 2.7**

HOUSING REQUIREMENTS: NONE

Δ T Δ

FARMHOUSE



FH

CHAPTER NAME: ALPHA XI

ESTABLISHED ON CAMPUS: 1995

FOUNDING DATE: APRIL 15TH, 1905

COLORS: GREEN, WHITE, AND GOLD

PHILANTHROPY: LEUKEMIA AND LYMPHOMA SOCIETY

INSTAGRAM: @WKU_FARMHOUSE

**SEMESTER FINANCIAL REQUIREMENTS: NEW MEMBER: \$419
ACTIVE MEMBER: \$550**

**ACADEMIC REQUIREMENTS: HIGH SCHOOL GPA: 2.7
COLLEGE GPA: 2.7**

HOUSING REQUIREMENTS: NONE

10.

KAPPA ALPHA ORDER



CHAPTER NAME: EPSILON THETA

ESTABLISHED ON CAMPUS: 1979

FOUNDING DATE: DECEMBER 21ST , 1865

COLORS: CRIMSON AND OLD GOLD

PHILANTHROPY: INDEPENDENCE FUND

INSTAGRAM: @KAPPAALPHA_WKU

**SEMESTER FINANCIAL REQUIREMENTS: NEW MEMBER: \$425
ACTIVE MEMBER: \$660**

**ACADEMIC REQUIREMENTS: HIGH SCHOOL GPA: 2.7
COLLEGE GPA: 2.7**

HOUSING REQUIREMENTS: OVER 30 CREDITS

KA

KAPPA SIGMA



KΣ

CHAPTER NAME: THETA THETA

ESTABLISHED ON CAMPUS: 1995

FOUNDING DATE: DECEMBER 10TH, 1869

COLORS: SCARLET, WHITE, AND EMERALD GREEN

PHILANTHROPY: MILITARY HEROES CAMPAIGN

INSTAGRAM: @WKUKAPPASIGMA

**SEMESTER FINANCIAL REQUIREMENTS: NEW MEMBER: \$500
ACTIVE MEMBER: \$750**

**ACADEMIC REQUIREMENTS: HIGH SCHOOL GPA: 2.6
COLLEGE GPA: 2.6**

HOUSING REQUIREMENTS: OVER 30 CREDIT HOURS 12.

LAMBDA CHI ALPHA



CHAPTER NAME: LAMBDA LAMBDA ZETA

ESTABLISHED ON CAMPUS: 1965

FOUNDING DATE: NOVEMBER 2ND, 1909

COLORS: GREEN, GOLD, AND PURPLE

PHILANTHROPY: AMERICAN FOUNDATION FOR SUICIDE PREVENTION

INSTAGRAM: @LXA_WKU

**SEMESTER FINANCIAL REQUIREMENTS: NEW MEMBER: \$600
ACTIVE MEMBER: \$600**

**ACADEMIC REQUIREMENTS: HIGH SCHOOL GPA: 2.6
COLLEGE GPA: 2.6**

HOUSING REQUIREMENTS: SOME REQUIREMENTS

LXA

PHI DELTA THETA



CHAPTER NAME: KENTUCKY ETA

ESTABLISHED ON CAMPUS: 1966

FOUNDING DATE: DECEMBER 26TH, 1848

COLORS: AZURE (BLUE) AND ARGENT (WHITE)

PHILANTHROPY: LIVE LIKE LOU FOUNDATION- ALS

INSTAGRAM: @PHIDELTWKU

**SEMESTER FINANCIAL REQUIREMENTS: NEW MEMBER: \$650
ACTIVE MEMBER: \$550**

**ACADEMIC REQUIREMENTS: HIGH SCHOOL GPA: 2.75
COLLEGE GPA: 2.75**

HOUSING REQUIREMENTS: NONE

14.



PHI GAMMA DELTA



FIJI

15.

CHAPTER NAME: CHI ETA

ESTABLISHED ON CAMPUS: 2010

FOUNDING DATE: MAY 1ST, 1848

COLOR: ROYAL PURPLE

PHILANTHROPY: ALZHEIMER'S ASSOCIATION & USO

INSTAGRAM: @WKUFIJI

**SEMESTER FINANCIAL REQUIREMENTS: NEW MEMBER: \$600
ACTIVE MEMBER: \$600**

**ACADEMIC REQUIREMENTS: HIGH SCHOOL GPA: 3.0
COLLEGE GPA: 3.0**

HOUSING REQUIREMENTS: NONE

PI KAPPA ALPHA



PIKKA

CHAPTER NAME: ZETA EPSILON

ESTABLISHED ON CAMPUS: 1965

FOUNDING DATE: MARCH 1ST, 1868

COLOR: GARNET AND OLD GOLD

**PHILANTHROPY: ST. JUDE CHILDREN'S RESEARCH
HOSPITAL**

INSTAGRAM: @WKUPIKES

**SEMESTER FINANCIAL REQUIREMENTS: NEW MEMBER: \$625
ACTIVE MEMBER: \$750**

**ACADEMIC REQUIREMENTS: HIGH SCHOOL GPA: 2.5
COLLEGE GPA: 2.5**

HOUSING REQUIREMENTS: SOME

16.

SIGMA ALPHA EPSILON



CHAPTER NAME: KENTUCKY BETA

ESTABLISHED ON CAMPUS: 1965

FOUNDING DATE: MARCH 9TH, 1856

COLOR: ROYAL PURPLE AND OLD GOLD

PHILANTHROPY: KELLY AUTISM PROGRAM

INSTAGRAM: @WKU_SAE

**SEMESTER FINANCIAL REQUIREMENTS: NEW MEMBER: \$900
ACTIVE MEMBER: \$900**

**ACADEMIC REQUIREMENTS: HIGH SCHOOL GPA: 2.8
COLLEGE GPA: 2.8**

HOUSING REQUIREMENTS: SOME EXECUTIVE COUNCIL

ΣAE

SIGMA CHI



ΣΧ

CHAPTER NAME: ZETA MU

ESTABLISHED ON CAMPUS: 1965

FOUNDING DATE: JUNE 28TH, 1855

COLOR: BLUE AND OLD GOLD

PHILANTHROPY: HUNTSMAN CANCER INSTITUTE

INSTAGRAM: @WKU_SIGMACHI


**SEMESTER FINANCIAL REQUIREMENTS: NEW MEMBER: \$700
ACTIVE MEMBER: \$500**

**ACADEMIC REQUIREMENTS: HIGH SCHOOL GPA: 2.5
COLLEGE GPA: 2.5**

HOUSING REQUIREMENTS: NONE

18.

SIGMA NU



19.

CHAPTER NAME: ETA RHO

ESTABLISHED ON CAMPUS: 1965

FOUNDING DATE: JANUARY 1ST, 1869

COLOR: WHITE, GOLD, AND BLACK

**PHILANTHROPY: ST. JUDE CHILDREN'S RESEARCH
HOSPITAL**

INSTAGRAM: @SIGMANUWKU

**SEMESTER FINANCIAL REQUIREMENTS: NEW MEMBER: \$525
ACTIVE MEMBER: \$750**

**ACADEMIC REQUIREMENTS: HIGH SCHOOL GPA: 2.5
COLLEGE GPA: 2.5**

HOUSING REQUIREMENTS: NONE

SIGMA PHI EPSILON



CHAPTER NAME: KENTUCKY DELTA

ESTABLISHED ON CAMPUS: 1967

FOUNDING DATE: NOVEMBER 1ST, 1901

COLOR: RED, PURPLE, AND GOLD

PHILANTHROPY: BIG BROTHERS BIG SISTERS

INSTAGRAM: @WKUSIGEP

SEMESTER FINANCIAL REQUIREMENTS: NEW MEMBER: \$700
ACTIVE MEMBER: \$650

ACADEMIC REQUIREMENTS: HIGH SCHOOL GPA: 2.9
COLLEGE GPA: 2.75

HOUSING REQUIREMENTS: NONE

20.

ΣΦΕ

FRATERNITY RECRUITMENT

TO PARTICIPATE IN FORMAL RECRUITMENT, ONE MUST BE A FULL-TIME, UNDERGRADUATE ENROLLED AT WKU WITH A MINIMUM 2.5 UNWEIGHTED HIGH SCHOOL GPA OR A 2.5 COLLEGE GPA WITH 12 OR MORE EARNED HOURS. THERE WILL BE A RECRUITMENT ORIENTATION DESIGNED TO EDUCATE PEOPLE ABOUT THE FRATERNITY RECRUITMENT PROCESS - THIS IS IMPORTANT SO YOU KNOW WHAT THE WEEK ENTAILS. THERE WILL BE A \$30 FEE TO JOIN A FRATERNITY ON BID DAY. FOR MORE INFORMATION ON FRATERNITY RECRUITMENT, PLEASE E-MAIL ANDREW.RASH@WKU.EDU.

FOR THE ROTATION NIGHTS OF FALL FORMAL RECRUITMENT, RECRUITMENT GROUPS WILL BE USED. POTENTIAL NEW MEMBERS WILL BE DIVIDED INTO GROUPS AND LED TO EACH FRATERNITY BY TWO MEMBERS OF DIFFERENT FRATERNITIES. THESE FRATERNITY MEN WILL BE KNOWN AS RHO ALPHAS AND WILL BE THERE TO ANSWER ANY QUESTIONS. BETWEEN THE TWO NIGHTS OF ROTATION PARTIES, GROUPS WILL VISIT EACH FRATERNITY CHAPTER FOR 20 MINUTES.

THE SECOND NIGHT IS AN OPEN HOUSE ROUND IN WHICH POTENTIAL NEW MEMBERS CAN VISIT THE FRATERNITIES OF THEIR CHOICE. THE THIRD NIGHT IS PREFERENCE NIGHT, WHERE POTENTIAL NEW MEMBERS CAN VISIT UP TO THREE FRATERNITIES AND VIEW A FORMAL PRESENTATION ABOUT THE FRATERNITY. TO SIGN UP, GO TO

WWW.WKU.EDU/WKUGREEKS.

WHAT TO WEAR

ORIENTATION



At fraternity recruitment orientation, you will meet the Interfraternity Council officers, receive information about recruitment week, and meet your recruitment counselor, also known as a Rho Alpha.

ROTATION ROUNDS



On rotation nights, you will meet the remainder of the fraternities before the open house round. In this round, you can choose which fraternity houses you wish to visit again.

PREFERENCE NIGHT



On Preference night, you will visit the fraternities in which you have serious interest in joining. You will meet the chapter members for the last time and view a formal presentation about their fraternity.

PANHELLENIC COUNCIL



The Panhellenic Council at Western Kentucky University is the governing body of the 9 National Panhellenic Council organizations. They strive to create the best possible collegiate experience for all of its members and organizations by striving to promote positive Panhellenic women and by creating an environment of unity and fairness. The Panhellenic Council serves the Greek community by planning educational, philanthropic, academic, and other events for the community.

*These organizations have dual membership in the Panhellenic Council and the National Panhellenic Council.

^These organizations are associate members of the Panhellenic Council.

Alpha Delta Pi
Alpha Gamma Delta
Alpha Kappa Alpha Sorority Inc.*
Alpha Omicron Pi
Alpha Xi Delta

Chi Omega
Delta Sigma Theta Sorority Inc.*
Delta Zeta
Kappa Delta
Omega Phi Alpha^

Phi Mu
Sigma Alpha^
Sigma Gamma Rho Sorority Inc.*
Sigma Kappa
Zeta Phi Beta Sorority Inc.*

RECRUITMENT STAFF



The Recruitment Staff is made up of women from the Panhellenic Executive Council who are passionate about strengthening WKU's Greek life and welcoming new members into our community. These women work alongside Gamma Chi's as disaffiliated members of the Greek community to counsel women interested in joining Greek life. The Recruitment Staff also spends countless hours behind the scenes working to ensure that the recruitment process runs as smoothly as possible. The Recruitment Staff is secondary to your Gamma Chi's during this week and is always open to any questions or concerns during the recruitment process.

President: Karlee Powell
1st Vice President: Hadley Whipple
2nd Vice President: Avaleigh Craddock
Recruitment Director: Kelsey Shelby
Gamma Chi Director: Kennedy Oak
Treasurer: Maris Lanham
Secretary: Morgan Estes
Public Relations Director: Ella Paige Kunkel

GAMMA CHI

A Recruitment Counselor (Gamma Chi) is assigned to each potential new member (PNM) to assist during formal recruitment. Her job is to navigate you through recruitment week by providing information and answers to all your questions concerning the WKU sorority community. Do not hesitate to discuss your thoughts with your Gamma Chi throughout the recruitment process. In order to remain unbiased, Gamma Chi's disaffiliate from their chapters during the summer and rejoin their chapters on Bid Day. Your Gamma Chi's affiliation will be revealed at the end of the week. We encourage you to embrace the anonymity of your Gamma Chi to allow for a more objective experience.



WHAT TO WEAR

ORIENTATION



At orientation, you will meet the recruitment staff, receive information about recruitment week, and meet your recruitment counselor, also known as a Gamma Chi. You'll participate in our values activity to help you further understand the things you are looking to get out of sorority life! You will not go to any sorority house, but you will have an opportunity to meet some of the sorority women at "Meet the Greeks". This is a very brief and informal introduction, so dress in what you feel comfortable in!

GO GREEK



During the Go Greek Round, you will meet the nine sorority chapters participating in formal recruitment for 20 minutes each. The purpose of these parties is to give you a feel for Greek life and the opportunities that sorority membership will present you. This is your chance to see every chapter and let them know who you are. You will receive a "Go Greek" shirt from your Gamma Chi to wear this day. Express yourself through your bottoms and accessories!

GETTING TO KNOW YOU



You will receive your Getting to Know You schedule in the morning from your Gamma Chi. This day, you will spend 30 minutes with each sorority on your party list, a maximum of 7. Don't be afraid to ask questions! Remember, each sorority wants to get to know your true, authentic self. Just relax, have fun, and above all, be yourself. This round is still relatively informal. Sundresses, rompers, or skirts are all great ideas for attire!

WHAT TO WEAR

PHILANTHROPY



You will receive your Philanthropy Round schedule in the morning from your Gamma Chi. This day, you will spend 40 minutes with each sorority on your party list, a maximum of 5 parties. These longer parties give you the opportunity to make friends within the sororities you visit and learn about their philanthropies. Begin to pay attention to where you feel most comfortable. This round is a bit more formal, so keep that in mind when picking your outfit!

26.

PREFERENCE



You will receive your Preference Round schedule in the morning from your Gamma Chi. On this day, you will spend 50 minutes with a maximum of two chapters. During these parties, think back to previous rounds and recall what you liked best about these sororities and why you want to choose a particular group of women. These sororities invited you back because they believe you would fit in as a sister. This is the most formal round of recruitment, so dress the part and express yourself!

BID DAY



You will receive your bid card in the morning from your Gamma Chi. Your Gamma Chi will meet you at your residence hall with your bid and celebrate with you as you learn which chapter you will be apart of. This day, you will run home to one sorority! Your Gamma Chi will reveal what sorority she is in on this day and you will officially be welcomed into the Panhellenic community as a new member. You will receive a Bid Day shirt from your chapter, so keep bottoms neutral and comfortable!

ALPHA DELTA PI



CHAPTER NAME: EPSILON DELTA

ESTABLISHED ON CAMPUS: 1965

FOUNDING DATE: MAY 15TH, 1851

COLORS: AZURE BLUE AND WHITE

PHILANTHROPY: RONALD MCDONALD HOUSE CHARITIES

INSTAGRAM: @WKUADPI

**SEMESTER FINANCIAL REQUIREMENTS: NEW MEMBER \$1,035 |
ACTIVE MEMBER \$655**

**ACADEMIC REQUIREMENTS: HIGH SCHOOL GPA 3.0 |
COLLEGE GPA 2.8**

**HOUSING REQUIREMENTS: EXECUTIVE COUNCIL &
SOME OFFICERS**

ΑΔΠ

ALPHA GAMMA DELTA



CHAPTER NAME: THETA IOTA

ESTABLISHED ON CAMPUS: 1998

FOUNDING DATE: MAY 30TH, 1904

COLORS: RED, BUFF, AND GREEN

PHILANTHROPY: FIGHTING HUNGER IN NORTH AMERICA & THE ALPHA GAMMA DELTA FOUNDATION

INSTAGRAM: @WKUALPHAGAM

**SEMESTER FINANCIAL REQUIREMENTS: NEW MEMBER \$1,052 |
ACTIVE MEMBER \$437**

**ACADEMIC REQUIREMENTS: HIGH SCHOOL GPA 3.0 |
COLLEGE GPA 2.8**

HOUSING REQUIREMENTS: NONE

AΓΔ

ALPHA OMICRON PI



CHAPTER NAME: ALPHA CHI

ESTABLISHED ON CAMPUS: 1965

FOUNDING DATE: JANUARY 2ND, 1897

COLORS: CARDINAL RED

PHILANTHROPY: JUVENILE ARTHRITIS FOUNDATION

INSTAGRAM: @WKUAOII

**SEMESTER FINANCIAL REQUIREMENTS: NEW MEMBER \$891 |
ACTIVE MEMBER \$747**

**ACADEMIC REQUIREMENTS: HIGH SCHOOL GPA 3.0 |
COLLEGE GPA 2.8**

**HOUSING REQUIREMENTS: ONLY SOME EXECUTIVE
COUNCIL MEMBERS**

AOPII

ALPHA XI DELTA



CHAPTER NAME: EPSILON KAPPA

ESTABLISHED ON CAMPUS: 1965

FOUNDING DATE: APRIL 17TH, 1893

COLORS: DOUBLE BLUE AND GOLD

**PHILANTHROPY: KINDLY HEARTS INITIATIVE & THE
BOWLING GREEN BOYS & GIRLS CLUB**

INSTAGRAM: @ALPHAXIDELTAWKU

**SEMESTER FINANCIAL REQUIREMENTS: NEW MEMBER \$1,036 |
ACTIVE MEMBER \$670**

**ACADEMIC REQUIREMENTS: HIGH SCHOOL GPA 3.0 |
COLLEGE GPA 2.8**

HOUSING REQUIREMENTS: NONE



CHI OMEGA



XΩ

CHAPTER NAME: CHI THETA

ESTABLISHED ON CAMPUS: 1965

FOUNDING DATE: APRIL 5TH, 1895

COLORS: CARDINAL & STRAW

**PHILANTHROPY: MAKE-A-WISH FOUNDATION & THE
BOYS & GIRLS CLUB**

INSTAGRAM: @CHIOMEGAWKU

**SEMESTER FINANCIAL REQUIREMENTS: NEW MEMBER \$745 |
ACTIVE MEMBER \$635**

**ACADEMIC REQUIREMENTS: HIGH SCHOOL GPA 3.0 |
COLLEGE GPA 2.8**

**HOUSING REQUIREMENTS: ONLY SOME EXECUTIVE
COUNCIL MEMBERS**

DELTA ZETA



32.

CHAPTER NAME: PI CHI

ESTABLISHED ON CAMPUS: 2015

FOUNDING DATE: OCTOBER 24TH, 1902

COLORS: ROSE AND GREEN

PHILANTHROPY: SPEECH AND HEARING


INSTAGRAM: @WKUDZ

**SEMESTER FINANCIAL REQUIREMENTS: NEW MEMBER \$709 |
ACTIVE MEMBER \$886**

**ACADEMIC REQUIREMENTS: HIGH SCHOOL GPA 2.5 |
COLLEGE GPA 2.75**

**HOUSING REQUIREMENTS: ONLY SOME EXECUTIVE
COUNCIL MEMBERS**

KAPPA DELTA



CHAPTER NAME: DELTA GAMMA

ESTABLISHED ON CAMPUS: 1965

FOUNDING DATE: OCTOBER 23RD, 1897

COLORS: OLIVE GREEN & PEARL WHITE


**PHILANTHROPY: PREVENT CHILD ABUSE AMERICA
AND GIRL SCOUTS OF AMERICA**

INSTAGRAM: @WKUKD

**SEMESTER FINANCIAL REQUIREMENTS: NEW MEMBER \$996 |
ACTIVE MEMBER \$775**

**ACADEMIC REQUIREMENTS: HIGH SCHOOL GPA 3.1 |
COLLEGE GPA 2.8**

**HOUSING REQUIREMENTS: EXECUTIVE COUNCIL
MEMBERS**



OMEGA PHI ALPHA



CHAPTER NAME: RHO

ESTABLISHED ON CAMPUS: 1993

FOUNDING DATE: JUNE 15TH, 1967

COLORS: DARK BLUE, LIGHT BLUE, & GOLDEN YELLOW

**PHILANTHROPY: ST. BALDRICK'S AND HOPE HEART
INSTITUTE**

INSTAGRAM: @WKUOPHIA

**SEMESTER FINANCIAL REQUIREMENTS: NEW MEMBER \$275 |
ACTIVE MEMBER \$250**

**ACADEMIC REQUIREMENTS: HIGH SCHOOL GPA 3.0 |
COLLEGE GPA 2.7**

HOUSING REQUIREMENTS: NONE

ΩΦΑ

PHI MU



CHAPTER NAME: DELTA TAU

ESTABLISHED ON CAMPUS: 1965

FOUNDING DATE: MARCH 4TH, 1852

COLORS: ROSE AND WHITE

**PHILANTHROPY: CHILDREN'S MIRACLE NETWORK
HOSPITALS & THE PHI MU FOUNDATION**

INSTAGRAM: @WKUPHIMU

**SEMESTER FINANCIAL REQUIREMENTS: NEW MEMBER \$1,000 |
ACTIVE MEMBER \$500**

**ACADEMIC REQUIREMENTS: HIGH SCHOOL GPA 3.0 |
COLLEGE GPA 2.8**

HOUSING REQUIREMENTS: NONE

ΦM

SIGMA ALPHA



CHAPTER NAME: BETA SIGMA

ESTABLISHED ON CAMPUS: 2014

FOUNDING DATE: JANUARY 26TH, 1978

COLORS: EMERALD AND MAIZE

PHILANTHROPY: AG IN THE CLASSROOM

INSTAGRAM: @WKU_SIGMAALPHA

**SEMESTER FINANCIAL REQUIREMENTS: NEW MEMBER \$300 |
ACTIVE MEMBER \$250**

**ACADEMIC REQUIREMENTS: HIGH SCHOOL GPA 2.5 |
COLLEGE GPA 2.5**

HOUSING REQUIREMENTS: NONE

ΣΑ

SIGMA KAPPA



CHAPTER NAME: EPSILON ZETA

ESTABLISHED ON CAMPUS: 1965

FOUNDING DATE: NOVEMBER 9TH, 1874

COLORS: LAVENDER AND MAROON

PHILANTHROPY: ALZHEIMER'S ASSOCIATION

INSTAGRAM: @WKUSIGMAKAPPA

**SEMESTER FINANCIAL REQUIREMENTS: NEW MEMBER \$1,100 |
ACTIVE MEMBER \$720**

**ACADEMIC REQUIREMENTS: HIGH SCHOOL GPA 2.8 |
COLLEGE GPA 2.5**

HOUSING REQUIREMENTS: NONE

ΣK

NATIONAL PANHELLENIC COUNCIL



The National Pan-hellenic Council, affectionately known as the “Divine Nine”, is composed of (9) member organizations (listed below in order of their founding). Each of the nine NPHC organizations evolved during a period when African Americans were being denied essential rights and privileges afforded to others. Racial isolation on predominantly white campuses and social barriers of class on all campuses created a need for African Americans to align themselves with other individuals sharing common goals and ideals. WKU has eight organizations of the council represented on campus.

**Alpha Phi Alpha Fraternity Inc.
Alpha Kappa Alpha Sorority Inc.
Omega Psi Phi Fraternity Inc.
Delta Sigma Theta Sorority Inc.**

**Phi Beta Sigma Fraternity Inc.
Zeta Phi Beta Sorority Inc.
Sigma Gamma Rho Sorority Inc.
Iota Phi Theta Fraternity Inc.**

ALPHA PHI ALPHA FRATERNITY INC.



CHAPTER NAME: ETA RHO

ESTABLISHED ON CAMPUS: 1971

FOUNDING DATE: DECEMBER 4TH, 1906

COLORS: OLD GOLD & BLACK

**PHILANTHROPY: THE A VOTELESS PEOPLE IS A HOPELESS
PEOPLE, MY BROTHERS KEEPER, GO-TO-
COLLEGE, & PROJECT ALPHA**

INSTAGRAM: @WKUALPHAS

AΦA

ALPHA KAPPA ALPHA SORORITY INC.



CHAPTER NAME: EPSILON ZETA

ESTABLISHED ON CAMPUS: 1968

FOUNDING DATE: JANUARY 15TH, 1908

COLORS: SALMON PINK & APPLE GREEN

**PHILANTHROPY: CHILDHOOD HUNGER INITIATIVE
POWER PACK (CHIPP)**

INSTAGRAM: @EPSILONZETA_AKAS

AKA

OMEGA PSI PHI FRATERNITY INC.



CHAPTER NAME: GAMMA THETA

ESTABLISHED ON CAMPUS: 1969

FOUNDING DATE: NOVEMBER 17TH, 1911

COLORS: ROYAL PURPLE & OLD GOLD

PHILANTHROPY: UNITED NEGRO COLLEGE FUND

INSTAGRAM: @GAMMATHETA_QUE

ΩΨΦ

DELTA SIGMA THETA SORORITY INC.



CHAPTER NAME: ETA ZETA

ESTABLISHED ON CAMPUS: 1970

FOUNDING DATE: JANUARY 13TH, 1913

COLORS: CRIMSON & CREAM

PHILANTHROPY: SALVATION ARMY

INSTAGRAM: @WKUDELTAS70



PHI BETA SIGMA FRATERNITY INC.



CHAPTER NAME: EPSILON THETA

ESTABLISHED ON CAMPUS: 1971

FOUNDING DATE: JANUARY 9TH, 1914

COLORS: ROYAL BLUE & PURE WHITE

**PHILANTHROPY: AMERICAN CANCER SOCIETY & MARCH OF
DIMS**

INSTAGRAM: @WKUSIGMAS

ΦΒΣ

ZETA PHI BETA SORORITY INC.



CHAPTER NAME: OMEGA DELTA

ESTABLISHED ON CAMPUS: 1973

FOUNDING DATE: JANUARY 16TH, 1920

COLORS: ROYAL BLUE & WHITE

**PHILANTHROPY: AMERICAN CANCER SOCIETY & MARCH OF
DIMS, AMERICAN HEART ASSOCIATION, &
NATIONAL EDUCATIONAL FOUNDATION**

INSTAGRAM: @WKU_ZETAS

ZΦB

SIGMA GAMMA RHO SORORITY INC.



CHAPTER NAME: ETA PHI

ESTABLISHED ON CAMPUS: 1978

FOUNDING DATE: NOVEMBER 12TH, 1922

COLORS: ROYAL BLUE & GOLD

**PHILANTHROPY: OPERATION BIG BOOK BAG, SWIM 1922,
PROJECT CRADLE CARE, & THE WOMEN'S
WELLNESS INITIATIVE**

INSTAGRAM: @WKU_SGRHOS

ΣΓΡ

IOTA PHI THETA FRATERNITY INC.



CHAPTER NAME: ETA RHO

ESTABLISHED ON CAMPUS: 2010

FOUNDING DATE: SEPTEMBER 19TH, 1963

COLORS: CHARCOAL BROWN & GILDED GOLD

PHILANTHROPY: I-S.H.I.E.L.D. "IOTAS SAVING, HEALING, IMPROVING, EMPOWERING LIVES DAILY", THE AMERICAN RED CROSS, & ST. JUDE CHILDREN'S RESEARCH HOSPITAL

INSTAGRAM: @ETARHOIOTAS

IΦΘ

NPHC INTAKE PROCESS

- PLEASE NOTE THAT THE NATIONAL PAN-HELLENIC COUNCIL (NPHC) ORGANIZATIONS AT WKU DO NOT ALLOW UNDERGRADUATES TO JOIN UNTIL THEY HAVE COMPLETED AT LEAST ONE SEMESTER OF SCHOOL AND HAVE PROVEN THEMSELVES ACADEMICALLY. SOME ORGANIZATIONS REQUIRE THAT ONE FULL YEAR OF ACADEMICS BE COMPLETED BEFORE THEY CAN BEGIN TO DISCUSS THE MEMBERSHIP INTAKE PROCESS FOR THEIR ORGANIZATION.
- THE INTAKE PROCESS VARIES BETWEEN THE FALL AND SPRING SEMESTERS DEPENDING ON EACH NPHC ORGANIZATION.
- GREEK 101 IS MANDATORY OF ALL PERSONS INTERESTED IN PURSUING MEMBERSHIP IN ANY NATIONAL PAN-HELLENIC COUNCIL ORGANIZATION. GREEK 101 SESSIONS INCLUDE IMPORTANT INFORMATION ON THE ROLE OF FRATERNITY AND SORORITY LIFE AT WKU, LEADERSHIP HAZING PREVENTION, AND MEMBERSHIP REQUIREMENTS. PARTICIPANTS WILL HAVE THE OPPORTUNITY TO ASK QUESTIONS AND PARTICIPATE IN DISCUSSION.
- EACH NPHC ORGANIZATION HAS THEIR OWN REQUIREMENTS FOR MINIMUM STANDARDS FOR ACADEMICS, COMMUNITY SERVICE, AND LEADERSHIP. HOWEVER, EACH GROUP REQUIRES MINIMUM GRADE POINT AVERAGE AND AN OFFICIAL TRANSCRIPT.
- GENERALLY, THE INTAKE PROCESS BEGINS WITH AN INFORMATIONAL MEETING. MOST OF THESE INFORMATIONAL MEETINGS ARE ADVERTISED FOR A SHORT PERIOD OF TIME EITHER BY FLYERS OR WORD OF MOUTH FROM MEMBERS. AT AN INFORMATIONAL MEETING, INTERESTED STUDENTS ARE INVITED TO LEARN MORE ABOUT SPECIFIC ORGANIZATIONS.
- FOR MORE INFORMATION ON NPHC MEMBERSHIP INTAKE PROCESS, PLEASE CONTACT AMELIA KOLB AT (270) 745-5791.

FRATERNITY & SORORITY FINANCES

- **IT IS IMPORTANT FOR STUDENTS AND PARENTS TO BE AS INFORMED AS POSSIBLE REGARDING THE FINANCIAL OBLIGATIONS ASSOCIATED WITH FRATERNITY AND SORORITY MEMBERSHIP.**
- **STUDENTS INTERESTED IN JOINING A GREEK ORGANIZATION SHOULD BE AWARE OF THE DUES, FEES, AND OTHER EXPENSES INVOLVED AND SHOULD CONSIDER THESE WHEN MAKING FINANCIAL PLANS TO ATTEND COLLEGE. DURING FORMAL RECRUITMENT, A POTENTIAL NEW MEMBER SHOULD ASK CHAPTER MEMBERS ABOUT THEIR CHAPTER'S FINANCIAL OBLIGATIONS AND PAYMENT OPTIONS. EACH ORGANIZATION SETS THEIR OWN DUES, HOUSING COSTS, AND PAYMENT SCHEDULES.**
- **FOR MEN, THE COST OF FRATERNITY MEMBERSHIP VARIES AMONG CHAPTERS. IT IS SO IMPORTANT TO FAMILIARIZE YOURSELF WITH THE DUES ASSOCIATED WITH EACH FRATERNITY SO YOU CAN MAKE AN EDUCATED DECISION, SHOULD YOU CHOOSE TO ACCEPT A BID. DURING THE FIRST SEMESTER OF FRATERNITY MEMBERSHIP, THE GROUPS THAT PARTICIPATE IN FORMAL RECRUITMENT RANGE FROM \$385 TO \$860. AFTER THE FIRST YEAR, YOU CAN EXPECT TO PAY BETWEEN \$400 AND \$930.**
- **FOR WOMEN, THE FIRST YEAR OF SORORITY MEMBERSHIP WILL BE THE MOST EXPENSIVE. THERE ARE A VARIETY OF ONE-TIME EXPENSES AND FEES THAT MUST BE**

48. PAID DURING THE FIRST YEAR.

FRATERNITY & SORORITY FINANCES

- **AS CHAPTERS INDIVIDUALLY DETERMINE THEIR COST TO JOIN, YOU WILL FIND DURING FORMAL RECRUITMENT THAT SOME SORORITIES ARE MORE EXPENSIVE THAN OTHERS. IT IS IMPORTANT TO ASK THE CHAPTER MEMBERS WHAT THE MONEY PAYS FOR. SOME CHAPTERS INCLUDE YOUR NEW MEMBER EDUCATION MATERIALS, SORORITY BADGE, SOCIAL FUNCTIONS, T-SHIRTS AND BAGS, COMPOSITE PICTURES, AND MUCH MORE IN THEIR FEES.**
- **FOR THE FIRST SEMESTER OF SORORITY MEMBERSHIP, THE GROUPS THAT PARTICIPATE IN FORMAL RECRUITMENT RANGE FROM \$750 TO \$1,300.**
- **AFTER THE FIRST SEMESTER, THE COST OF MEMBERSHIP DECLINES. AFTER THE FIRST YEAR, YOU CAN EXPECT TO PAY BETWEEN \$400 AND \$850 PER SEMESTER. THE SORORITIES OMEGA PHI ALPHA AND SIGMA ALPHA IMPLEMENT A DIFFERENT DUE STRUCTURE THAN THOSE ORGANIZATIONS PARTICIPATING IN FORMAL RECRUITMENT. THE FIRST SEMESTER OF MEMBERSHIP IN OMEGA PHI ALPHA IS \$275, AND EVERY SEMESTER THEREAFTER, THE COST OF MEMBERSHIP IS \$250.**
- **INFORMATION CONCERNING DUES FOR THE NPHC ORGANIZATIONS WILL BE GIVEN DURING THEIR RECRUITMENT EVENTS. POTENTIAL NEW MEMBERS ARE HIGHLY ENCOURAGED TO DISCUSS THE FINANCIAL RESPONSIBILITY OF JOINING A GREEK ORGANIZATION WITH THEIR PARENTS.**

HAZING POLICY

- **HAZING IS STRICTLY PROHIBITED BY WESTERN KENTUCKY UNIVERSITY AND ALL FRATERNITIES AND SORORITIES.**
- **HAZING IS DEFINED AS AN ACTION OR SITUATION WITH OR WITHOUT CONSENT THAT IS RECKLESS, INTENTIONAL, AND UNINTENTIONAL**
- **HAZING ACTS INCLUDE BUT ARE NOT LIMITED TO THE FOLLOWING ENDANGERS**
 - **THE MENTAL OR PHYSICAL HEALTH OR SAFETY OF A STUDENT**
 - **CREATES RISK OR INJURY * CAUSES DISCOMFORT, EMBARRASSMENT, HARASSMENT OR RIDICULE**
 - **FORCING SOMEONE TO EAT OR DRINK AGAINST HIS OR HER WILL**
 - **REQUIRING PERSONAL SERVITUDE**
 - **THE PRESENCE OR USE OF ALCOHOL IN ANY NEW MEMBER**
 - **ACTIVITY THAT WILLFULLY DESTROYS OR REMOVES PUBLIC OR PRIVATE PROPERTY FOR THE PURPOSE OF INITIATION OR ADMISSION INTO OR AFFILIATION WITH, OR AS A CONDITION FOR CONTINUED MEMBERSHIP IN A CHAPTER OR COLONY OF ANY SORORITY OR FRATERNITY**
 - **PADDLING OR STRIKING IN ANY MANNER**
 - **SLEEP DEPRIVATION**
 - **REQUIRING EXERCISE**
 - **FORCING SOMEONE TO PUBLICLY WEAR APPAREL THAT IS CONSPICUOUS AND NOT “NORMALLY” IN GOOD TASTE**
 - **YELLING AT MEMBERS**
 - **NOT PERMITTING MEMBERS TO TALK FOR EXTENDED PERIODS OF TIME**
- 50. • **IF YOU WITNESS OR HAVE KNOWLEDGE ABOUT IMPROPER ACTIVITIES OCCURRING IN THE GREEK COMMUNITY, YOU ARE ENCOURAGED TO CONTACT THE GREEK AFFAIRS AT 270-745-2484**

FRATERNITY ADDRESSES

ALPHA GAMMA RHO

1436 CHESTNUT ST.

BG, KY 42101

FARMHOUSE

1544 CHESTNUT ST.

BG, KY 42101

DELTA TAU DELTA

1906 COLLEGE HEIGHTS BLVD.

BG, KY 42101

OMEGA PSI PHI FRATERNITY INC.

1906 COLLEGE HEIGHTS BLVD.

BG, KY 42101

PHI GAMMA DELTA

1311 COLLEGE ST.

BG, KY 42101

SIGMA CHI

1336 CENTER ST.

BG, KY 42101

ALPHA PHI ALPHA FRATERNITY INC.

1906 COLLEGE HEIGHTS BLVD.

BG, KY 42101

IOTA PHI THETA FRATERNITY INC.

1906 COLLEGE HEIGHTS BLVD.

BG, KY 42101

KAPPA SIGMA

1534 CHESTNUT ST.

BG, KY 42101

PHI BETA SIGMA FRATERNITY INC.

1906 COLLEGE HEIGHTS BLVD.

BG, KY 42101

PI KAPPA ALPHA

1328 CENTER ST.

BG, KY 42101

SIGMA NU

311 ALUMNI AVE.

BG, KY 42101

ALPHA TAU OMEGA

1346 CENTER ST.

BG, KY 42101

KAPPA ALPHA ORDER

1349 COLLEGE ST.

BG, KY 42101

LAMBDA CHI ALPHA

1504 CHESTNUT ST.

BG, KY 42101

PHI DELTA THETA

330 ALUMNI AVE.

BG, KY 42101

SIGMA ALPHA EPSILON

300 ALUMNI AVE.

BG, KY 42101

SIGMA PHI EPSILON

1415 COLLEGE ST.

BG, KY 42101

SORORITY ADDRESSES

ALPHA DELTA PI

1633 CHESTNUT ST.

BG, KY 42101

ALPHA GAMMA DELTA

1540 CHESTNUT ST.

BG, KY 42101

ALPHA KAPPA ALPHA SORORITY INC.

1906 COLLEGE HEIGHTS BLVD.

BG, KY 42101

ALPHA OMICRON PI

1438 CHESTNUT ST.

BG, KY 42101

ALPHA XI DELTA

1508 CHESTNUT ST.

BG, KY 42101

CHI OMEGA

1532 CHESTNUT ST.

BG, KY 42101

DELTA SIGMA THETA SORORITY INC.

1906 COLLEGE HEIGHTS BLVD.

BG, KY 42101

DELTA ZETA

1510 CHESTNUT ST.

BG, KY 42101

KAPPA DELTA

1600 CHESTNUT ST.

BG, KY 42101

OMEGA PHI ALPHA

1906 COLLEGE HEIGHTS BLVD.

BG, KY 42101

PHI MU

1553 CHESTNUT ST.

BG, KY 42101

SIGMA ALPHA

1906 COLLEGE HEIGHTS BLVD.

BG, KY 42101

SIGMA KAPPA

1551 CHESTNUT ST.

BG, KY 42101

ZETA PHI BETA SORORITY INC.

1906 COLLEGE HEIGHTS BLVD.

BG, KY 42101

GLOSSARY

- **ACTIVE** - A FULLY INITIATED MEMBER OF A FRATERNITY OR SORORITY
- **ALUMNUS/ALUMNA (SINGULAR)** - AN INITIATED MAN/WOMAN WHO IS NO LONGER IN COLLEGE
- **BID** - A FORMAL INITIATION TO JOIN A FRATERNITY OR SORORITY
- **CHAPTER** - THE LOCAL COLLEGIATE GROUP OF A NATIONAL FRATERNITY OR SORORITY
- **COLONIZATION/RECOLONIZATION** - THE PROCESS OF ESTABLISHING A NEW NATIONAL FRATERNITY OR SORORITY ON CAMPUS
- **FORMAL RECRUITMENT** - THE PERIOD SET ASIDE FOR MEMBERSHIP RECRUITMENT OF INTERFRATERNITY COUNCIL FRATERNITIES AND PANHELLENIC ASSOCIATION SORORITIES
- **INITIATION** - THE FORMAL CEREMONY THAT BRINGS A NEW MEMBER TO FULL FRATERNITY OR SORORITY MEMBERSHIP
- **INTAKE** - THE PROCESS THAT NATIONAL PAN-HELLENIC COUNCIL FRATERNITIES AND SORORITIES USE TO SELECT NEW MEMBERS
- **LEGACY** - A PROSPECTIVE NEW MEMBER WHOSE RELATIVE IS AN ALUMNUS/ALUMNA OR AN ACTIVE MEMBER OF A PARTICULAR FRATERNITY OR SORORITY
- **NEW MEMBER** - A MEMBER OF A FRATERNITY OR SORORITY THAT HAS NOT YET BEEN INITIATED
- **NEW MEMBER EDUCATION PROGRAM** - A TIME DURING WHICH NEW MEMBERS LEARN ABOUT THE FRATERNITY OR SORORITY AND ITS MEMBERS
- **PHILANTHROPY** - ANOTHER TERM FOR COMMUNITY SERVICE
- **POTENTIAL NEW MEMBER** - A PERSON WHO HAS AN INTEREST IN FRATERNITY OR SORORITY LIFE AND PARTICIPATES IN THE RECRUITMENT PROCESS
- **PREFERENTIAL BIDDING** - THE SYSTEM USED TO CONCLUDE THE FORMAL RECRUITMENT PERIOD, IN WHICH SORORITIES INDICATE THEIR CHOICES FOR NEW MEMBERS
- **QUOTA** - THE SPECIFIED NUMBER OF NEW MEMBERS EACH SORORITY CAN ACCEPT DURING FORMAL RECRUITMENT
- **RECOMMENDATION** - A LETTER SIGNED BY AN ALUMNUS/ALUMNA RECOMMENDING A MAN/WOMAN FOR MEMBERSHIP IN A FRATERNITY/SORORITY WHO IS NO LONGER IN COLLEGE

STAY CONNECTED



**@WKUPANHELLENIC @IFCWKU
@WKURECRUITMENT @WKUNPHC**



**[HTTPS://WWW.WKU.EDU/
WKUGREEKS](https://www.wku.edu/wkugreeks)**



**WKU PANHELLENIC ASSOCIATION
WKU IFC**



WKU[®]