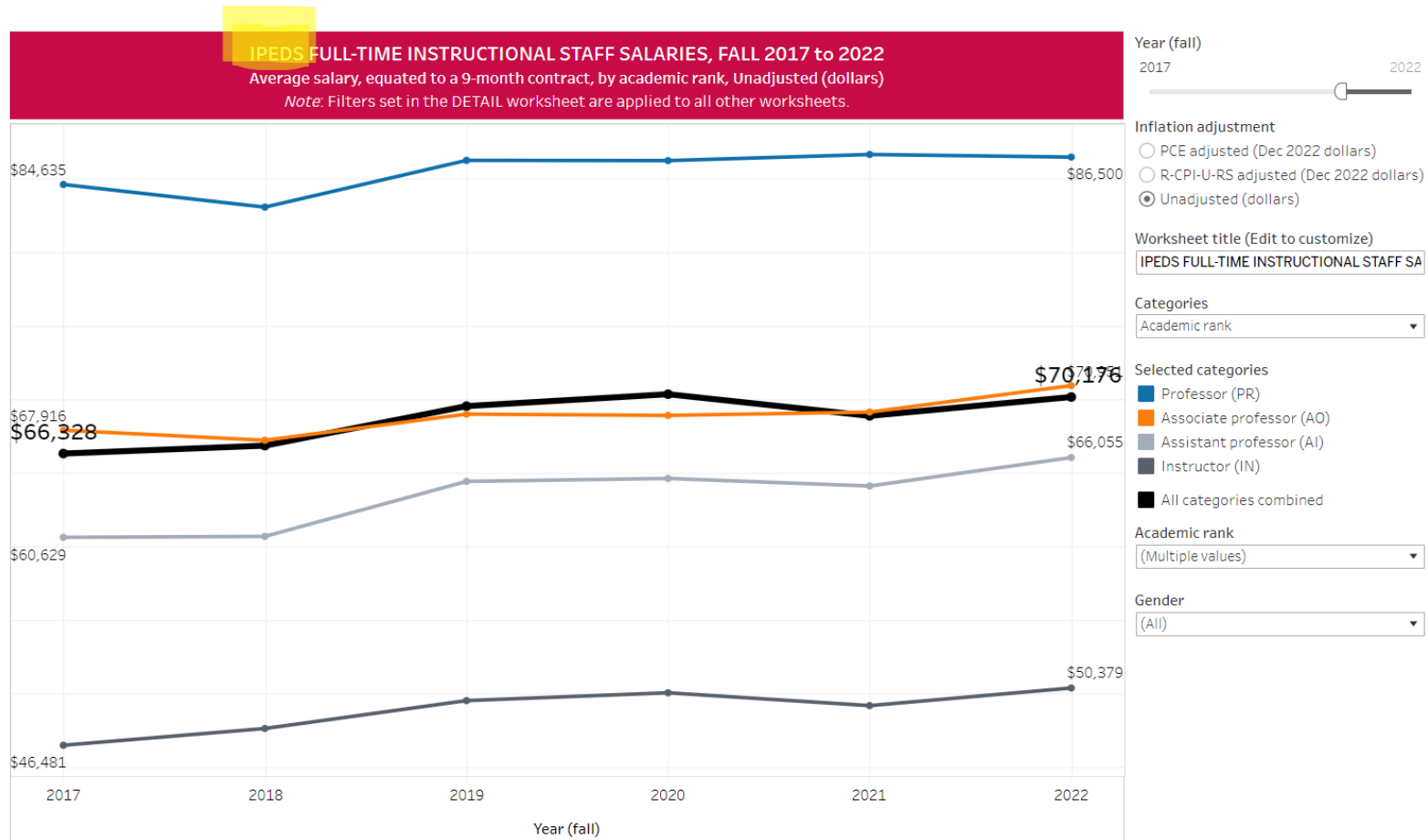


Some Potential Annual Salary Report Data Templates

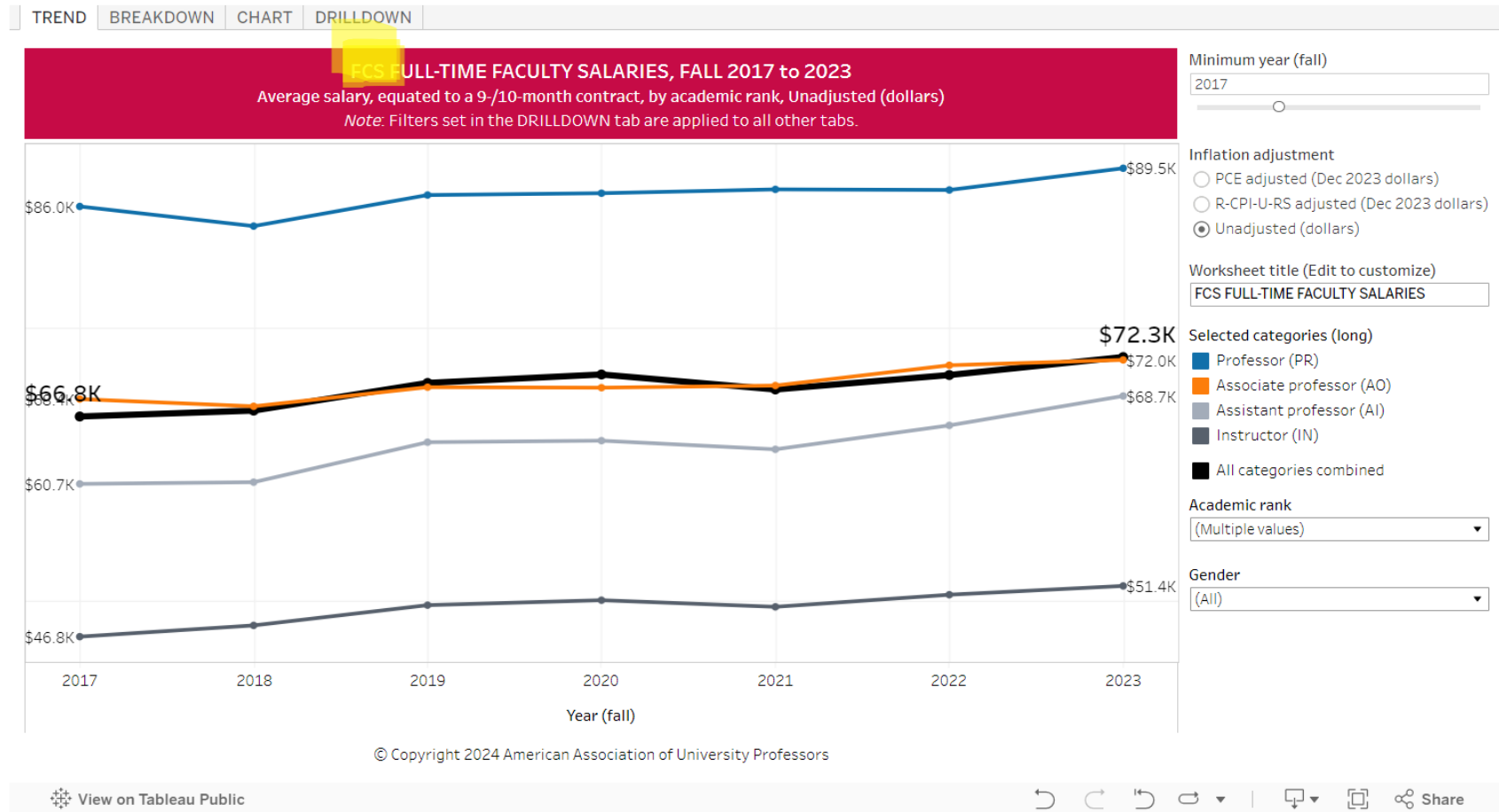
WKU Only



Source: AAUP via IPEDS

<https://data.aaup.org/ipeds-ft-faculty-salaries/>

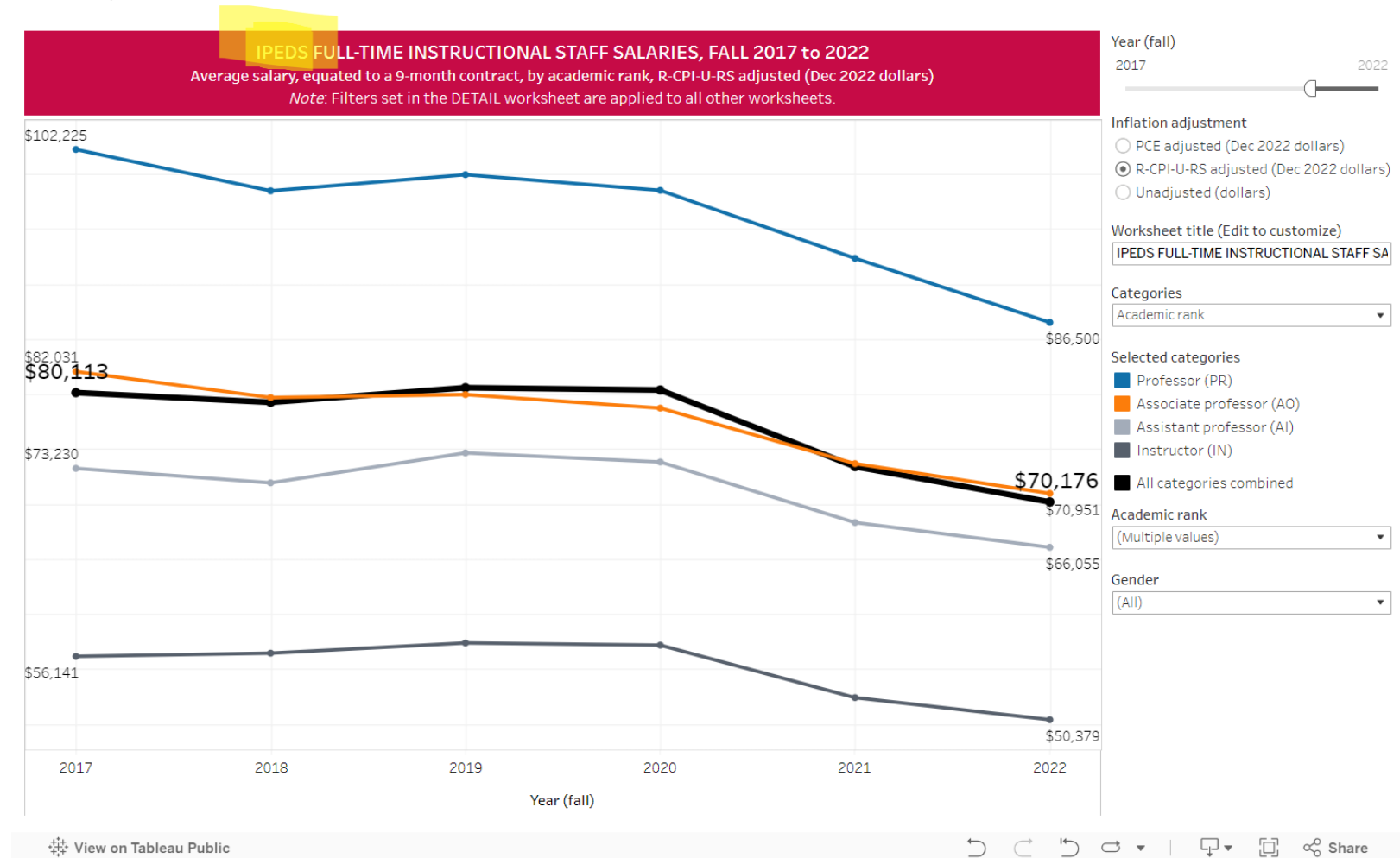
WKU Only



Source: AAUP Faculty Compensation Survey:

<https://data.aaup.org/>

WKU Only



Source: AAUP via IPEDS

<https://data.aaup.org/>

WKU and Kentucky Comparables

IPEDS FT Faculty Salaries

Full-Time Faculty Salary, by Academic Rank and Gender

TREND

BREAKDOWN

CHART

DRILLDOWN

IPEDS FULL-TIME INSTRUCTIONAL STAFF SALARIES, FALL 2022

Average salary, equated to a 9-month contract, by AAUP category, Unadjusted (dollars)

Note: Filters set in the DETAIL worksheet are applied to all other worksheets.

Institution	PR	AO	AI	IN	LE	NR	Total
Grand Total	\$85,310	\$71,499	\$67,512	\$48,187	\$56,817	\$58,429	\$69,155
NORTHERN KENTUCKY UNIVERSITY	\$106,006	\$80,387	\$82,088		\$57,276		\$75,898
WESTERN KENTUCKY UNIVERSITY	\$86,500	\$70,951	\$66,055	\$50,379		\$60,653	\$70,087
EASTERN KENTUCKY UNIVERSITY	\$73,708	\$67,157	\$64,795	\$77,690	\$54,491	\$58,078	\$66,717
MURRAY STATE UNIVERSITY	\$82,334	\$69,632	\$63,625	\$46,519			\$65,186
MOREHEAD STATE UNIVERSITY	\$77,178	\$68,193	\$62,753	\$46,202			\$63,464

Year (fall)

2022

</

Source: AAUP, via IPEDS

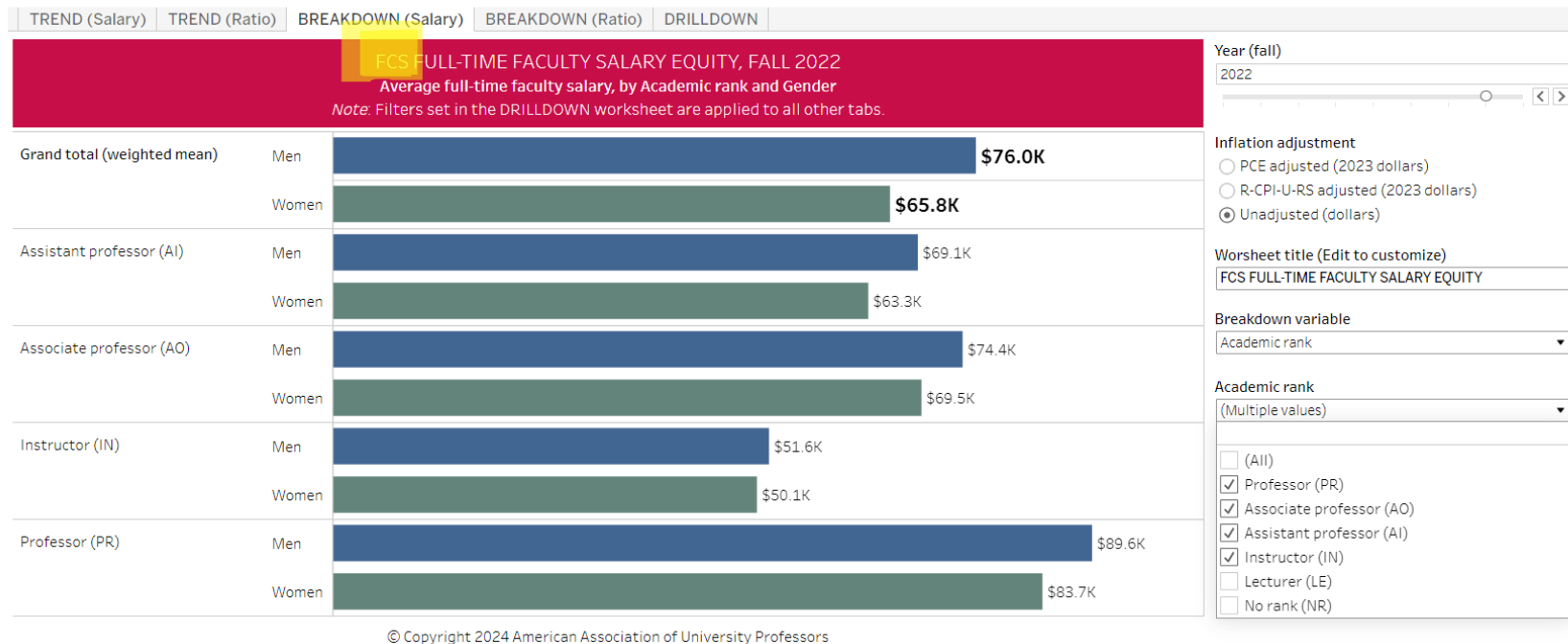
<https://data.aaup.org/>

WKU Only

FT Faculty Salary Equity Ratios

Full-Time Faculty Salary, by Rank and Gender

The number of faculty and average projected salary expenditures for full-time faculty members, by rank and gender, as of November 1 of each academic year. Salary-equity ratio is the ratio of women's to men's average salaries, multiplied by 100.



Source:

AAUP Faculty Compensation Survey 2022, <https://data.aaup.org/>

WKU Athletics vs. Potter College Budgets (2019 vs. 2025)

Source: <https://www.wku.edu/strategyopfin/budget/>

Unit Budget Summary FY 2025 Operating Budget



Athletics

Unit Level Direct Revenue	FY 2024	FY 2025	\$ Change	% Change
Fees	5,031,000	5,031,000	0	-0%
Other Revenue		1,137,200	1,137,200	
Sales and Services	9,158,000	11,651,500	2,493,500	27%
Total	\$14,189,000	\$17,819,700	\$3,630,700	26%

Unit Level Expenses	FY 2024	FY 2025	\$ Change	% Change
Salaries and Wages	7,602,726	10,017,600	2,414,874	32%
Fringe Benefits	2,093,237	2,763,000	669,763	32%
Supplies & Operating Expenses	4,485,329	3,664,700	820,629	-18%
Travel	3,501,878	4,047,200	545,322	16%
Scholarships	6,346,456	6,550,800	204,344	3%
Total	\$24,029,626	\$27,043,300	\$3,013,674	13%

ATHLETICS

Director of Athletics	370101	2,444,144
Men's Football	370201	6,905,424
Men's Basketball	370202	2,250,559
Men's Baseball	370203	1,094,624
Men's Track & Field	370204	488,070
Men's Tennis	370205	126,404
Men's Golf	370206	245,899
Women's Basketball	370301	1,470,915
Women's Golf	370302	270,647
Women's Tennis	370303	355,212
Women's Track & Field	370304	631,494
Women's Volleyball	370305	804,342
Women's Softball	370307	757,779
Women's Soccer	370308	740,625
Athletic Facilities	370401	977,928
Athletic Marketing	370402	275,526
Cheerleader/Topperettes	370404	28,634
Strength & Conditioning	370405	475,222
Athletic Trainer	370407	1,132,804
Ticket Manager	370408	356,111
Athletic Media Relations	370409	372,961
Athletic Concessions	370417	3,456
Athletics - Game Guarantees	370701	399,650
TOTAL ATHLETICS		22,608,428

INDEX

2018-19 UNRESTRICTED BUDGET

370101	2,444,144
370201	6,905,424
370202	2,250,559
370203	1,094,624
370204	488,070
370205	126,404
370206	245,899
370301	1,470,915
370302	270,647
370303	355,212
370304	631,494
370305	804,342
370307	757,779
370308	740,625
370401	977,928
370402	275,526
370404	28,634
370405	475,222
370407	1,132,804
370408	356,111
370409	372,961
370417	3,456
370701	399,650
TOTAL	22,608,428

Potter College of Arts & Letters

Unit Level Direct Revenue	FY 2024	FY 2025	\$ Change	% Change
Fees	231,000	240,000	9,000	4%
Other Revenue	15,000	26,000	11,000	73%
Sales and Services	263,000	262,000	1,000	-0%
Total	\$509,000	\$528,000	\$19,000	4%

Unit Level Expenses	FY 2024	FY 2025	\$ Change	% Change
Salaries and Wages	16,001,200	16,171,300	170,100	1%
Fringe Benefits	4,795,800	5,336,500	540,700	11%
Supplies & Operating Expenses	1,355,200	1,308,900	46,300	-3%
Maintenance	237,700	169,600	68,100	-29%
Utilities		0	0	NA
Travel	373,700	457,500	83,800	22%
Scholarships	1,052,000	970,200	81,800	-8%
Total	\$23,815,600	\$24,414,000	\$598,400	3%

Potter College of Arts and Letters (Continued)

INDEX	2018-19 UNRESTRICTED BUDGET
Philosophy & Religion	250901 779,955
Sociology	251001 1,384,241
Theatre & Dance	251101 1,019,979
Play Production	251103 60,000
Opera - Musical	251104 10,000
Political Science	251201 1,290,575
Folk Studies & Anthropology	251301 776,598
Total Potter College of Arts and Letters	22,298,157

Note: Not that we'd want to get into the weeds of the Athletics budgeting debacle, but the Knight Commission has great data tools for WKU data, benchmarking and so on. These two links, for example, are custom reports about WKU:

"Where the Money Comes From" 2018 vs. 2023: <https://knightnewhousedata.org/reports/2bd4af9e>

"Where the Money Goes" 2018 vs. 2023: <https://knightnewhousedata.org/reports/b4bd9070>