

Default Report

CNS Student CMHC MCFC Satisfaction Exit Survey Spring 2023
January 16, 2024 3:01 PM CST

Q1 - 1. List your age.

| |
|-------------------|
| 1. List your age. |
| 26 |
| 45 |
| 23 |
| 26 |
| 24 |
| 23 |
| 25 |
| 24 |

Q2 - 2. List the gender with which you identify.

2. List the gender with which you identify.

female

F

Female

Female

Female

Female

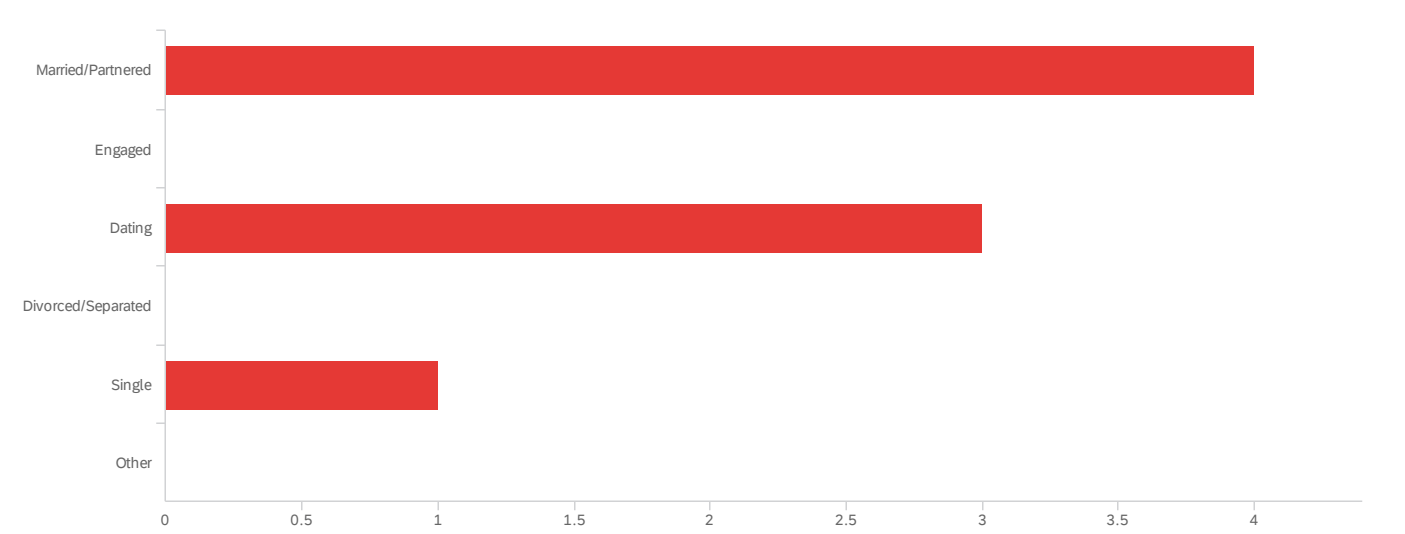
Female

Female

Q3 - 3. Select your sexual orientation.

WIDGET_ERROR.ERROR

Q4 - 4. Select your partner status.



| # | Field | Choice Count |
|---|--------------------|--------------|
| 1 | Married/Partnered | 50.00% 4 |
| 2 | Engaged | 0.00% 0 |
| 3 | Dating | 37.50% 3 |
| 4 | Divorced/Separated | 0.00% 0 |
| 5 | Single | 12.50% 1 |
| 6 | Other | 0.00% 0 |

Q5 - 5. Select your ethnicity/race/national origin (mark one):



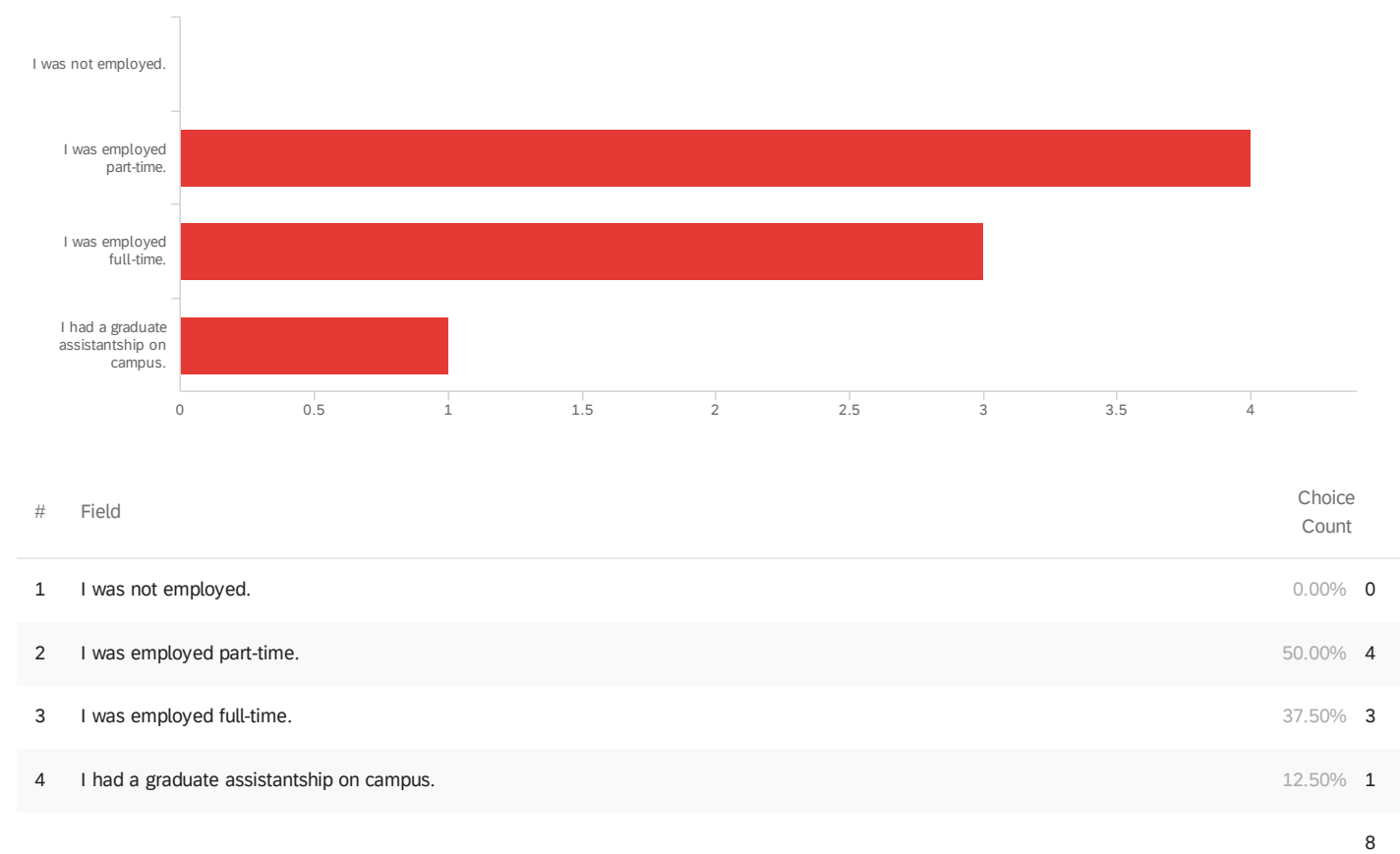
| # | Field | Choice | Count |
|---|---|--------|-------|
| 1 | American Indian or Alaskan Native: A person having origins in any of the original peoples of North and South America (including Central America), and who maintains tribal affiliation or community attachment. | 0.00% | 0 |
| 2 | Black or African American: A person having origins in any of the black racial groups of Africa. | 0.00% | 0 |
| 3 | Hispanic or Latino/a: A person of Cuban, Mexican, Puerto Rican, South or Central American, or other Spanish culture or origin, regardless of race. | 0.00% | 0 |
| 4 | Native Hawaiian or other Pacific Islander: A person having origins in any of the original peoples of Hawaii, Guam, Samoa or other Pacific Islands. | 0.00% | 0 |
| 5 | White: A person having origins in any of the original peoples of Europe, the Middle East or North Africa. | 87.50% | 7 |

| # | Field | Choice Count |
|---|---|-----------------|
| 7 | Blended racial/national heritage: A person who considers herself/himself a part of more than one of the groups listed here. | 12.50% 1 |

8

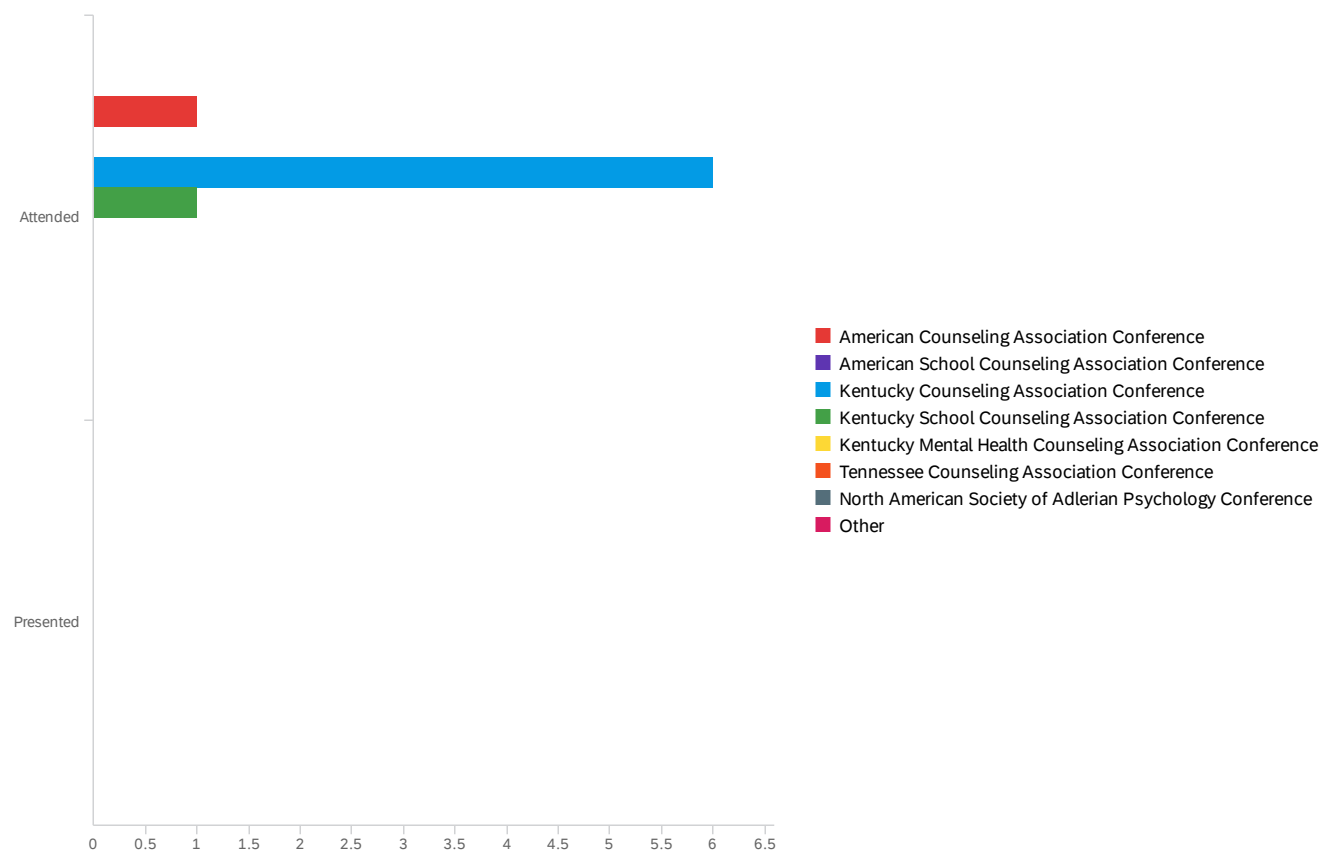
Showing rows 1 - 7 of 7

Q6 - 6. Choose the most appropriate answer that best represents your employment while you were enrolled as a student.



Showing rows 1 - 5 of 5

Q40 - Please note whether you attended and presented at any of the following conference while you were a student.

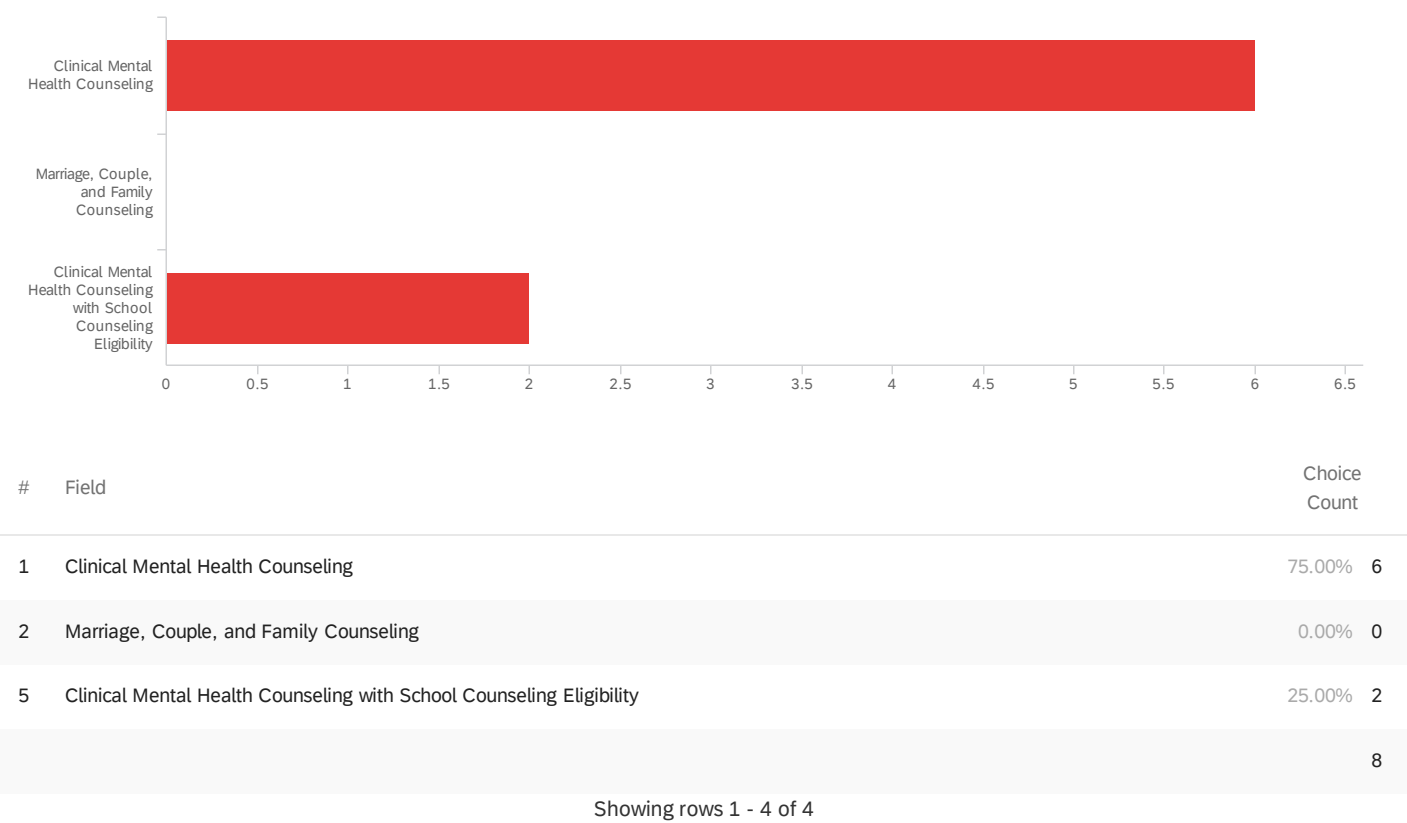


| # | Field | Minimum | Maximum | Mean | Std Deviation | Variance | Count |
|---|--|---------|---------|------|---------------|----------|-------|
| 1 | American Counseling Association Conference | 1.00 | 1.00 | 1.00 | 0.00 | 0.00 | 1 |
| 2 | American School Counseling Association Conference | 0.00 | 0.00 | 0.00 | 0.00 | 0.00 | 0 |
| 3 | Kentucky Counseling Association Conference | 1.00 | 1.00 | 1.00 | 0.00 | 0.00 | 6 |
| 4 | Kentucky School Counseling Association Conference | 1.00 | 1.00 | 1.00 | 0.00 | 0.00 | 1 |
| 5 | Kentucky Mental Health Counseling Association Conference | 0.00 | 0.00 | 0.00 | 0.00 | 0.00 | 0 |
| 6 | Tennessee Counseling Association Conference | 0.00 | 0.00 | 0.00 | 0.00 | 0.00 | 0 |
| 7 | North American Society of Adlerian Psychology Conference | 0.00 | 0.00 | 0.00 | 0.00 | 0.00 | 0 |
| 8 | Other | 0.00 | 0.00 | 0.00 | 0.00 | 0.00 | 0 |

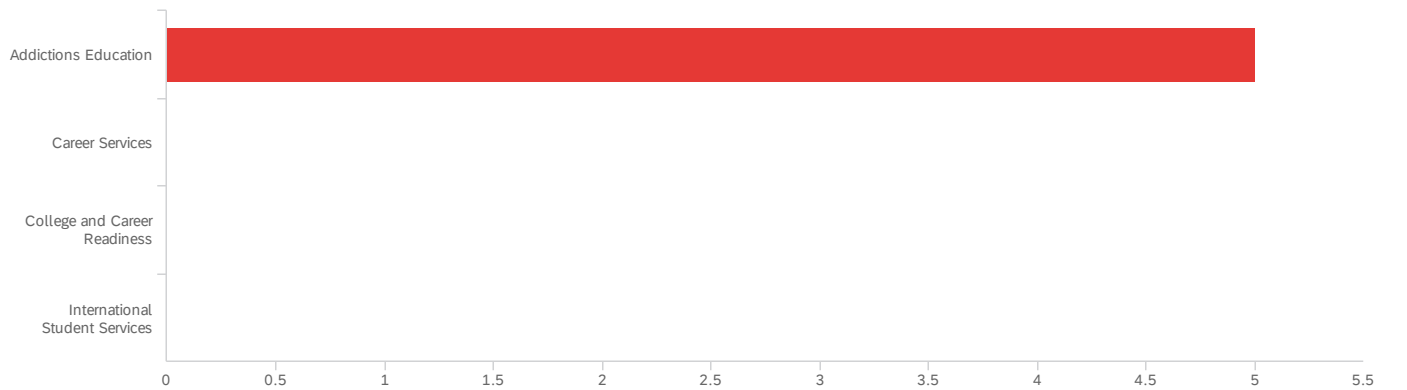
| # | Field | Attended | | Presented | | Total |
|---|--|----------|---|-----------|---|-------|
| 1 | American Counseling Association Conference | 100.00% | 1 | 0.00% | 0 | 1 |
| 2 | American School Counseling Association Conference | 0.00% | 0 | 0.00% | 0 | 0 |
| 3 | Kentucky Counseling Association Conference | 100.00% | 6 | 0.00% | 0 | 6 |
| 4 | Kentucky School Counseling Association Conference | 100.00% | 1 | 0.00% | 0 | 1 |
| 5 | Kentucky Mental Health Counseling Association Conference | 0.00% | 0 | 0.00% | 0 | 0 |
| 6 | Tennessee Counseling Association Conference | 0.00% | 0 | 0.00% | 0 | 0 |
| 7 | North American Society of Adlerian Psychology Conference | 0.00% | 0 | 0.00% | 0 | 0 |
| 8 | Other | 0.00% | 0 | 0.00% | 0 | 0 |

Showing rows 1 - 8 of 8

Q7 - Which program in the Department of Counseling and Student Affairs did you complete?



Q8 - Did you complete any of the Department's Graduate Certificate Programs? Please
check all that apply:



| # | Field | Choice Count |
|---|--------------------------------|--------------|
| 1 | Addictions Education | 100.00% 5 |
| 2 | Career Services | 0.00% 0 |
| 3 | College and Career Readiness | 0.00% 0 |
| 4 | International Student Services | 0.00% 0 |

5

Showing rows 1 - 5 of 5

Q9 - When did you or do you expect to graduate?

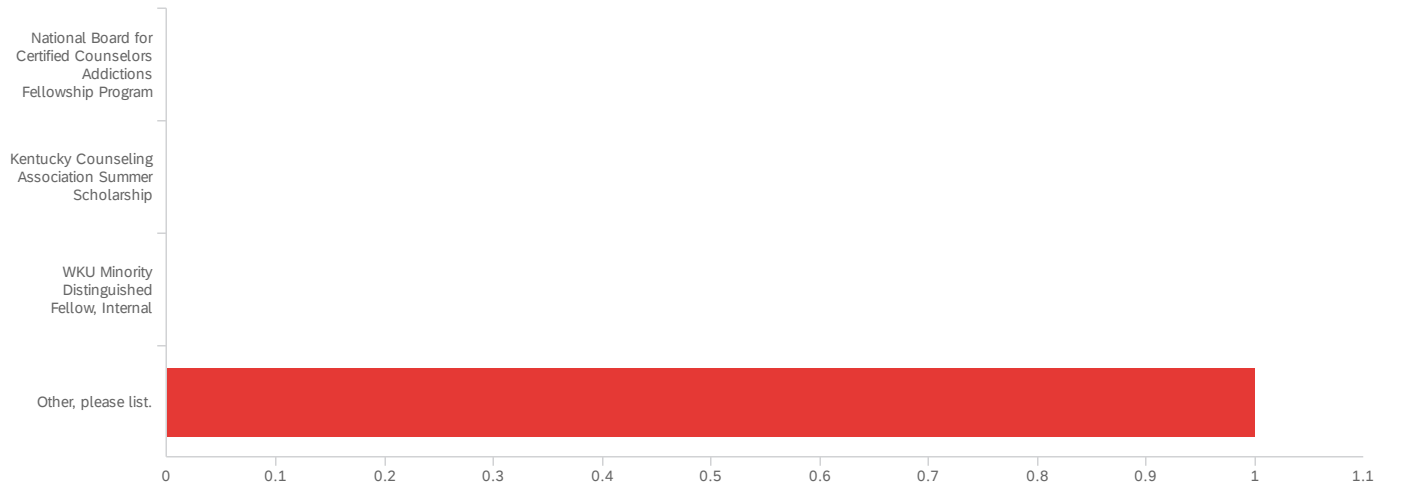
| # | Field | Choice Count |
|----|-------|--------------|
| 1 | 2017 | 0.00% 0 |
| 5 | 2018 | 0.00% 0 |
| 9 | 2019 | 0.00% 0 |
| 13 | 2020 | 0.00% 0 |
| 17 | 2021 | 0.00% 0 |
| 21 | 2022 | 0.00% 0 |
| 25 | 2023 | 100.00% 7 |
| 29 | 2024 | 0.00% 0 |
| 33 | 2025 | 0.00% 0 |
| | | 7 |

Showing rows 1 - 10 of 10

| # | Field | Choice Count |
|---|----------------|--------------|
| 1 | Spring, May | 100.00% 7 |
| 2 | Fall, December | 0.00% 0 |
| 3 | Summer, August | 0.00% 0 |
| | | 7 |

Showing rows 1 - 4 of 4

Q10 - Please check any scholarship awards you received while you were a graduate student?



| # | Field | Choice Count |
|---|---|--------------|
| 1 | National Board for Certified Counselors Addictions Fellowship Program | 0.00% 0 |
| 2 | Kentucky Counseling Association Summer Scholarship | 0.00% 0 |
| 3 | WKU Minority Distinguished Fellow, Internal | 0.00% 0 |
| 4 | Other, please list. | 100.00% 1 |

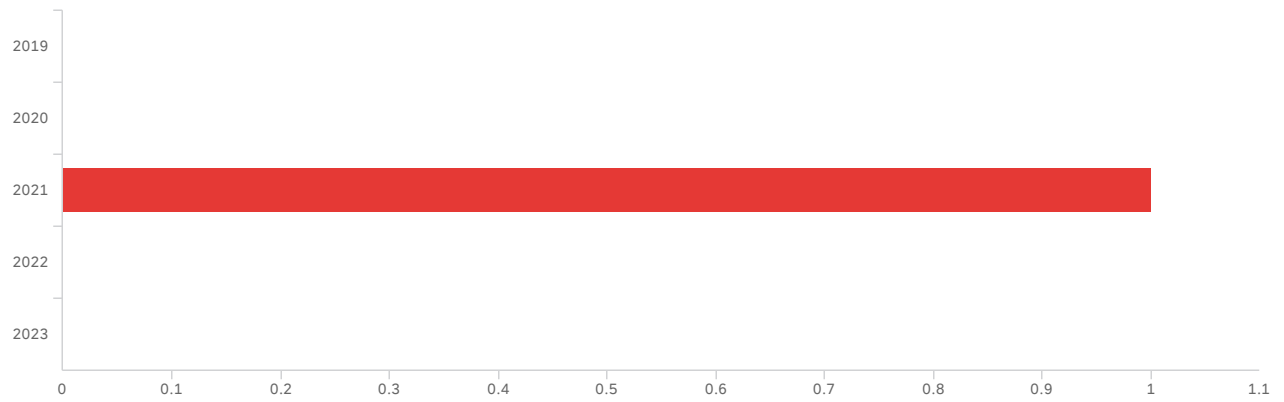
Showing rows 1 - 5 of 5

Other, please list.

Other, please list.

J Clifford Todd Longevity & Healthy Living Scholarship

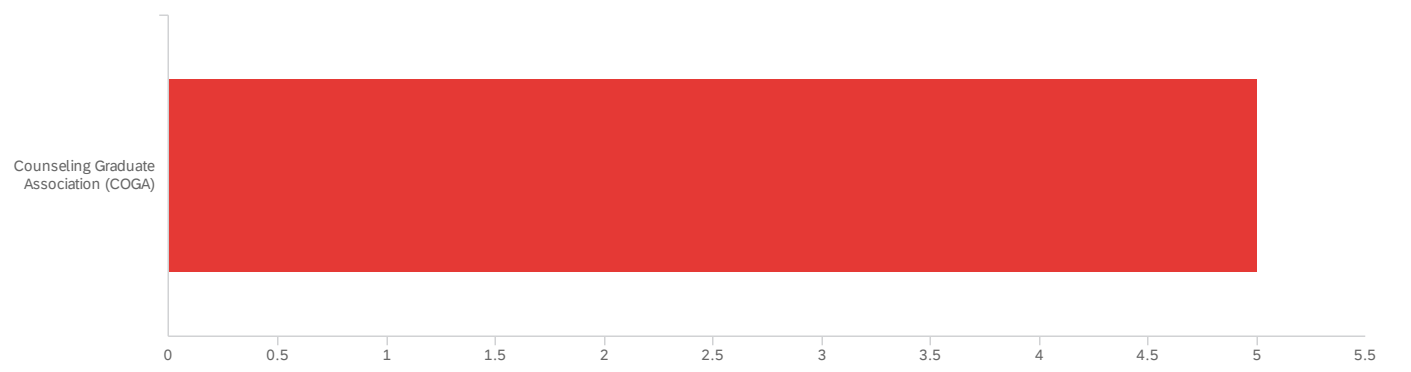
Q11 - If you received a scholarship award while you were a graduate student here, in what year(s) did you receive the award?



| # | Field | Choice Count |
|---|-------|--------------|
| 2 | 2019 | 0.00% 0 |
| 3 | 2020 | 0.00% 0 |
| 4 | 2021 | 100.00% 1 |
| 5 | 2022 | 0.00% 0 |
| 6 | 2023 | 0.00% 0 |
| | | 1 |

Showing rows 1 - 6 of 6

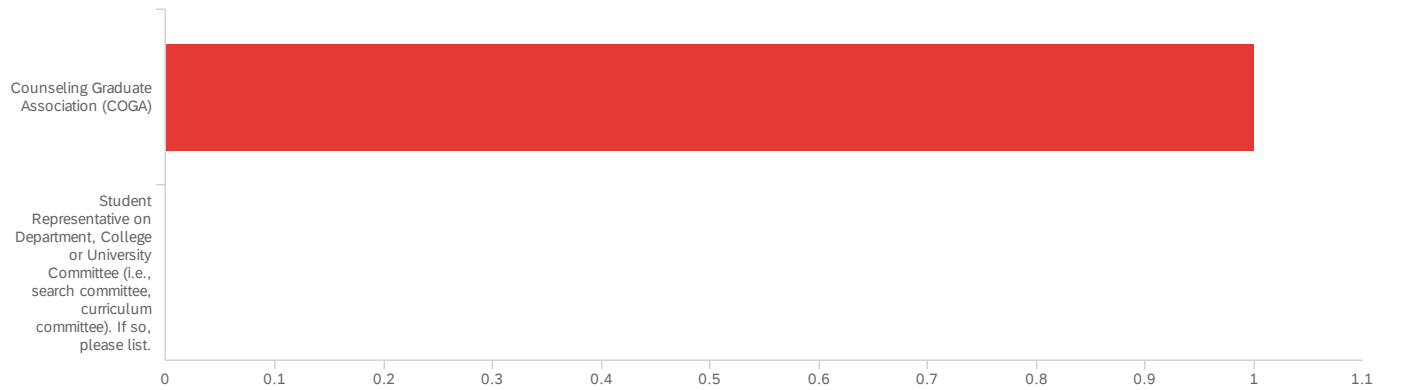
Q12 - Please check if you were a member of these student organizations while you were a student.



| # | Field | Choice Count |
|---|--|--------------|
| 2 | Counseling Graduate Association (COGA) | 100.00% 5 |

Showing rows 1 - 1 of 1

Q13 - While you were a graduate student, were you involved in any leadership roles?



| # | Field | Choice Count |
|---|---|--------------|
| 2 | Counseling Graduate Association (COGA) | 100.00% 1 |
| 3 | Student Representative on Department, College or University Committee (i.e., search committee, curriculum committee). If so, please list. | 0.00% 0 |

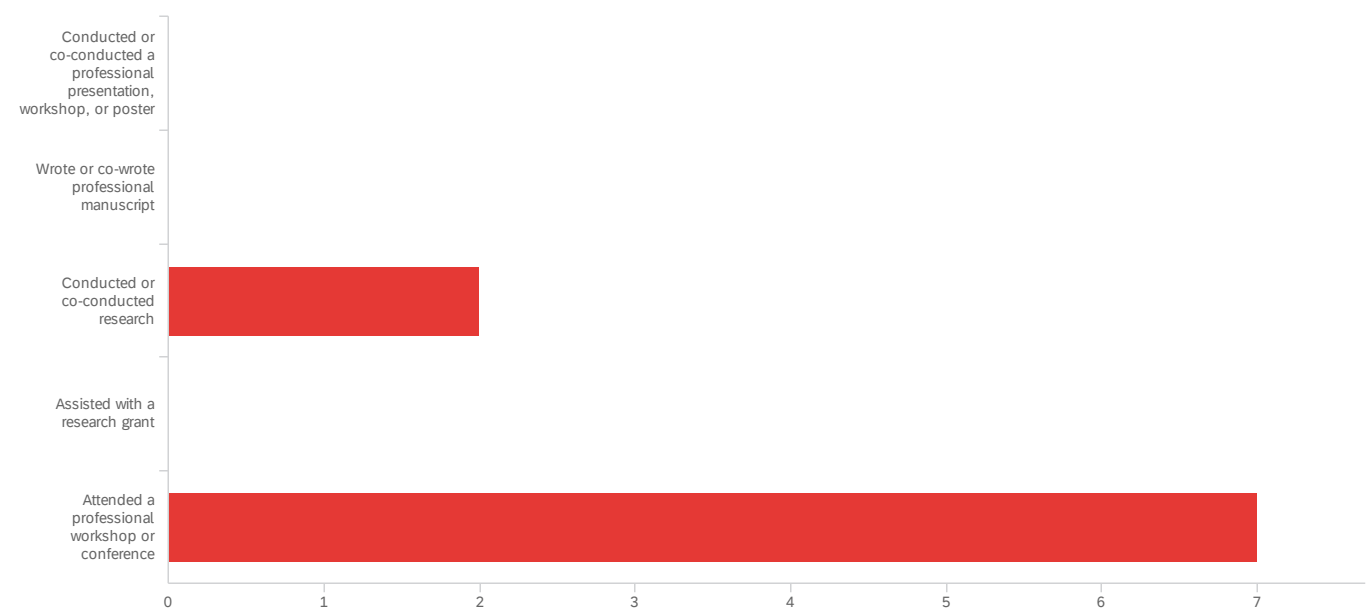
1

Showing rows 1 - 3 of 3

Student Representative on Department, College or University Committee (i.e....

Student Representative on Department, College or University Committee (i.e....

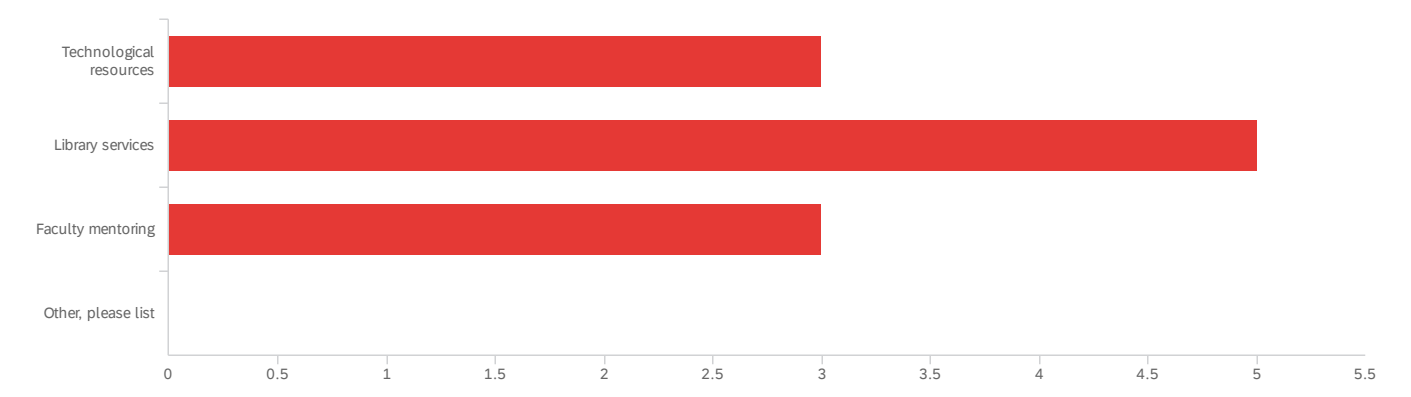
Q14 - Please check any of the following professional activities that you were involved in while a graduate student in the Department of Counseling and Student Affairs (CACREP Section 3.D):



| # | Field | Choice Count |
|---|--|--------------|
| 1 | Conducted or co-conducted a professional presentation, workshop, or poster | 0.00% 0 |
| 2 | Wrote or co-wrote professional manuscript | 0.00% 0 |
| 3 | Conducted or co-conducted research | 22.22% 2 |
| 4 | Assisted with a research grant | 0.00% 0 |
| 5 | Attended a professional workshop or conference | 77.78% 7 |
| | | 9 |

Showing rows 1 - 6 of 6

Q15 - What resources did you take advantage of while you were a graduate student in the Department of Counseling and Student Affairs (CACREP Section 3.D):



| # | Field | Choice Count |
|---|-------------------------|--------------|
| 1 | Technological resources | 27.27% 3 |
| 2 | Library services | 45.45% 5 |
| 3 | Faculty mentoring | 27.27% 3 |
| 4 | Other, please list | 0.00% 0 |

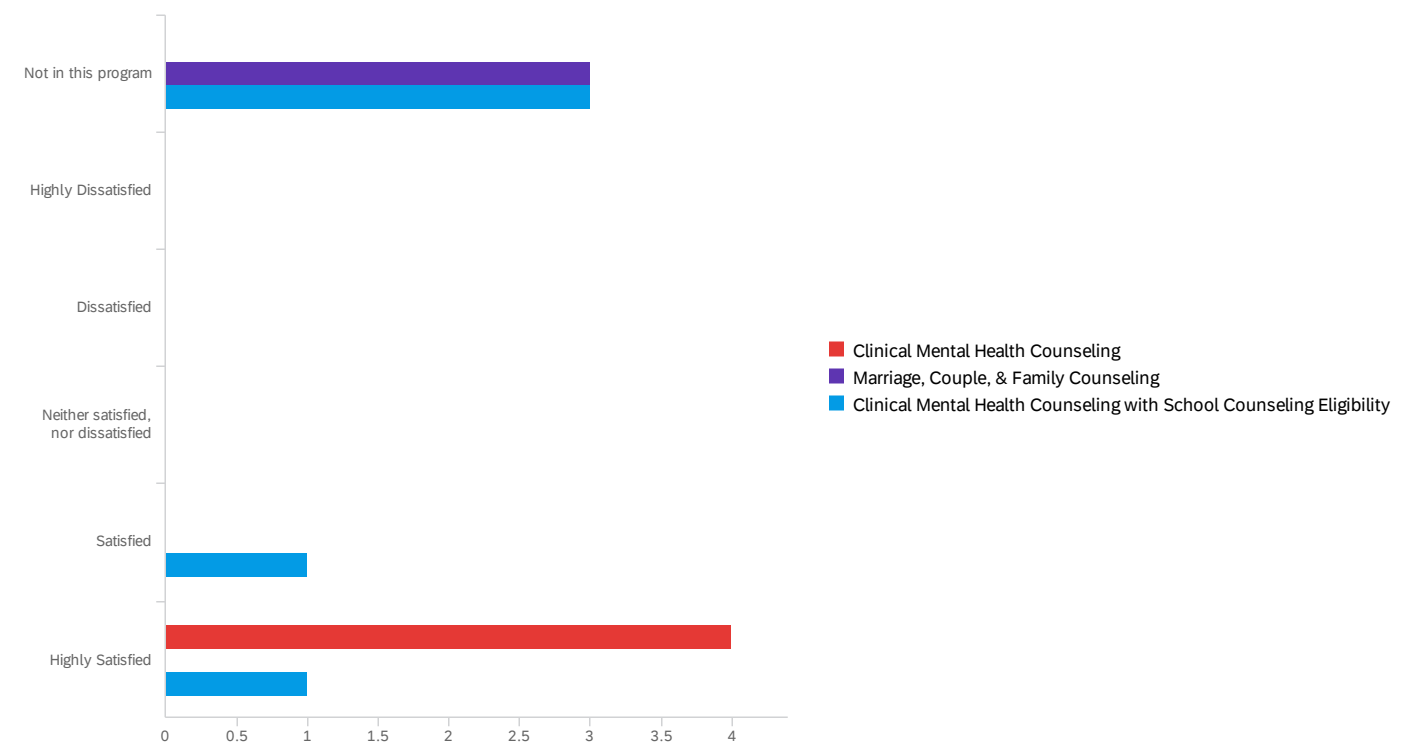
11

Showing rows 1 - 5 of 5

Other, please list

Other, please list

Q16 - Please rate your satisfaction with the program you graduated from. (APR B.4b)



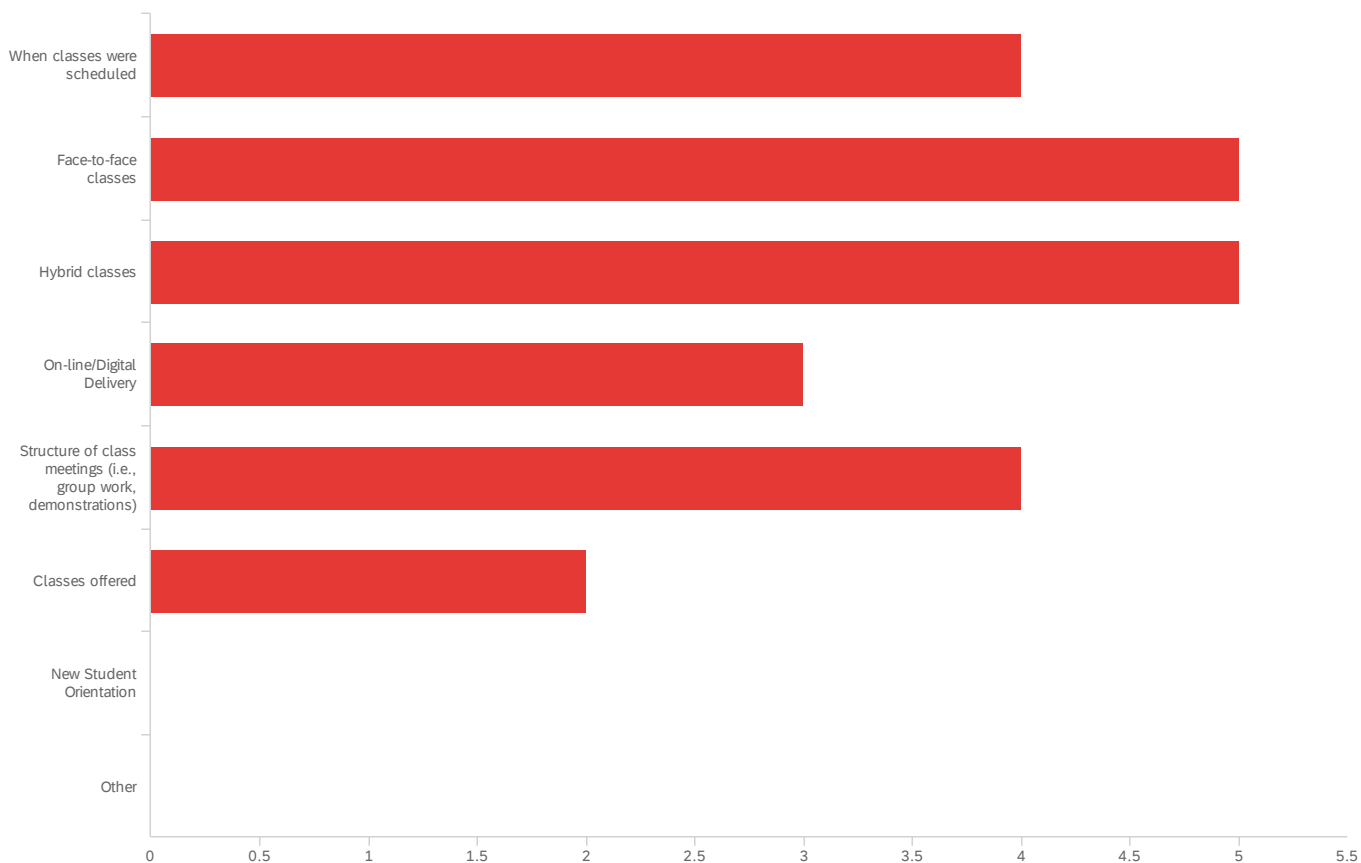
| # | Field | Not in this program | | Highly Dissatisfied | | Dissatisfied | | Neither satisfied, nor dissatisfied | | Satisfied | | Highly Satisfied | | Total |
|---|--|---------------------|---|---------------------|---|--------------|---|-------------------------------------|---|-----------|---|------------------|---|-------|
| 1 | Clinical Mental Health Counseling | 0.00% | 0 | 0.00% | 0 | 0.00% | 0 | 0.00% | 0 | 0.00% | 0 | 100.00% | 4 | 4 |
| 2 | Marriage, Couple, & Family Counseling | 100.00% | 3 | 0.00% | 0 | 0.00% | 0 | 0.00% | 0 | 0.00% | 0 | 0.00% | 0 | 3 |
| 3 | Clinical Mental Health Counseling with School Counseling Eligibility | 60.00% | 3 | 0.00% | 0 | 0.00% | 0 | 0.00% | 0 | 20.00% | 1 | 20.00% | 1 | 5 |

Showing rows 1 - 3 of 3

Q17 - The Department of Counseling and Student Affairs is committed to providing quality programs and maintaining highly satisfied students and graduates. (APR E.1)

Please check any of the following that you experienced as strengths of the program:

Curriculum and Programming Please insert comments next to any of the strengths.



| # | Field | Choice Count |
|---|--|--------------|
| 1 | When classes were scheduled | 17.39% 4 |
| 2 | Face-to-face classes | 21.74% 5 |
| 3 | Hybrid classes | 21.74% 5 |
| 4 | On-line/Digital Delivery | 13.04% 3 |
| 5 | Structure of class meetings (i.e., group work, demonstrations) | 17.39% 4 |
| 6 | Classes offered | 8.70% 2 |

| # | Field | Choice Count |
|---|-------------------------|--------------|
| 7 | New Student Orientation | 0.00% 0 |
| 8 | Other | 0.00% 0 |

23

Showing rows 1 - 9 of 9

When classes were scheduled

When classes were scheduled

I did not have any Friday classes which I enjoyed!

Night classes help with people who work while in the program

Night seems to be the best option for all students because of jobs/internships. Therefore, I appreciate them being late in the day.

Class times worked well during the time when I worked a full time job.

Face-to-face classes

Face-to-face classes

I learn better in a face to face environment as I feel I can connect more with my peers and professors more.

I enjoyed getting to engage with classmates in a personal setting.

Face-to-face can never be beat out as the connections I've built within the program are very strong between students and professors.

Hybrid classes

Hybrid classes

Great for sickness/emergencies

I preferred the hybrid class if it was certain days were face-to-face and others were on zoom because it felt organized, but I found it difficult in terms of having both in-person and zoom at the same time within the classroom.

On-line classes

On-line/Digital Delivery

Professors are competent in using technology which makes things go smooth.

Structure of class meetings (i.e., group work, demonstrations)

Structure of class meetings (i.e., group work, demonstrations)

Good amount of group work

I enjoyed when professors would give face to face examples of techniques to use in counseling.

Structure was very appropriate as I felt I was constantly engaged within class.

Classes offered

Classes offered

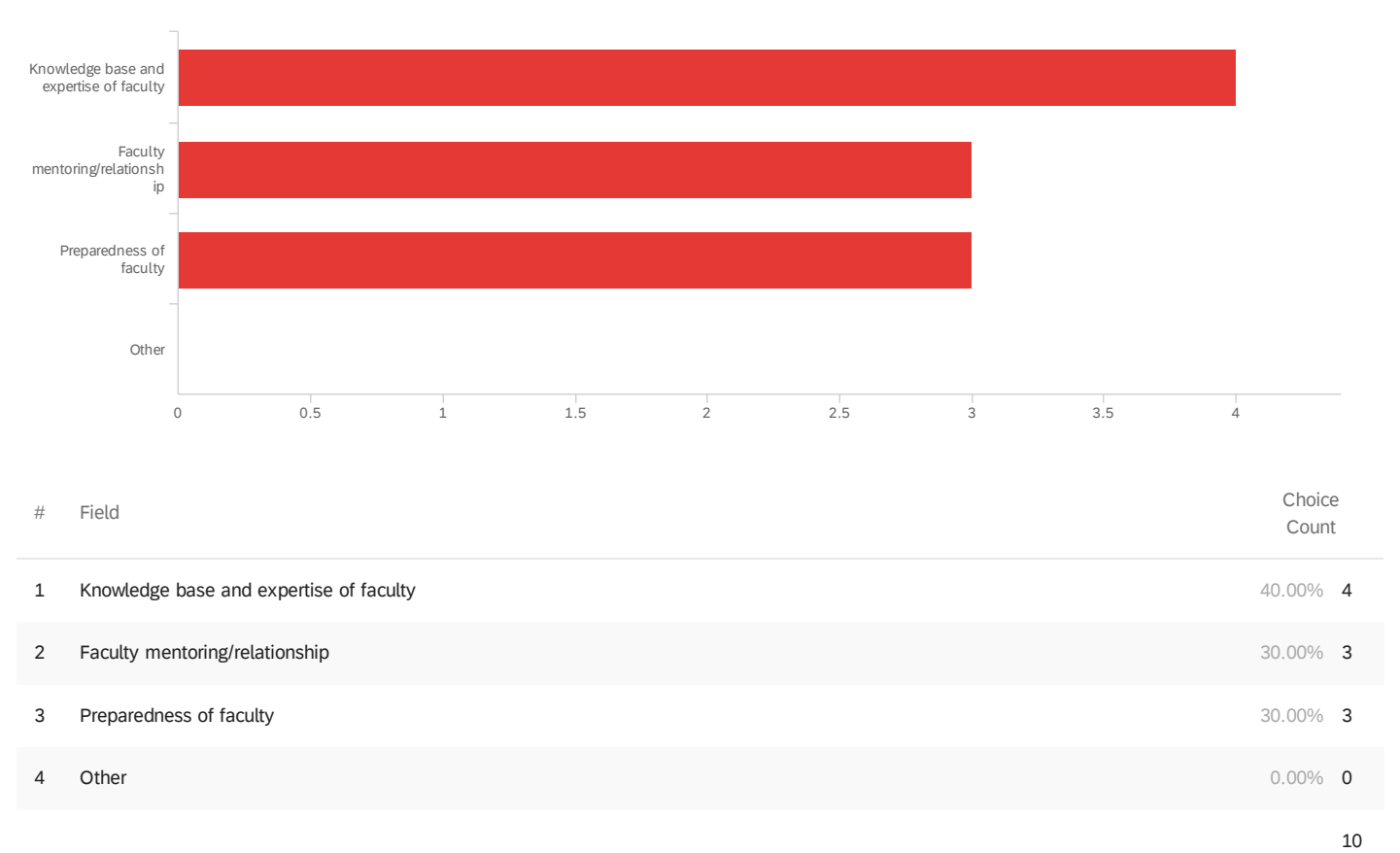
New Student Orientation

New Student Orientation

Q18 - The Department of Counseling and Student Affairs is committed to providing quality programs and maintaining highly satisfied students and graduates. (APR E.1)

Please check any of the following that you experienced as strengths of the program:

Faculty Please insert comments next to any of the strengths.



Showing rows 1 - 5 of 5

Knowledge base and expertise of faculty

Knowledge base and expertise of faculty

Amazing faculty

They had an answer for every question and if they didn't, they got back to us with appropriate research and timing to answer in the next class.

Faculty mentoring/relationship

Faculty mentoring/relationship

I truly feel as if all faculty in this program genuinely care about how students are doing outside of school.

My professors were very vital in my internship to reach out to especially for supervision. They are all very supportive.

Preparedness of faculty

Preparedness of faculty

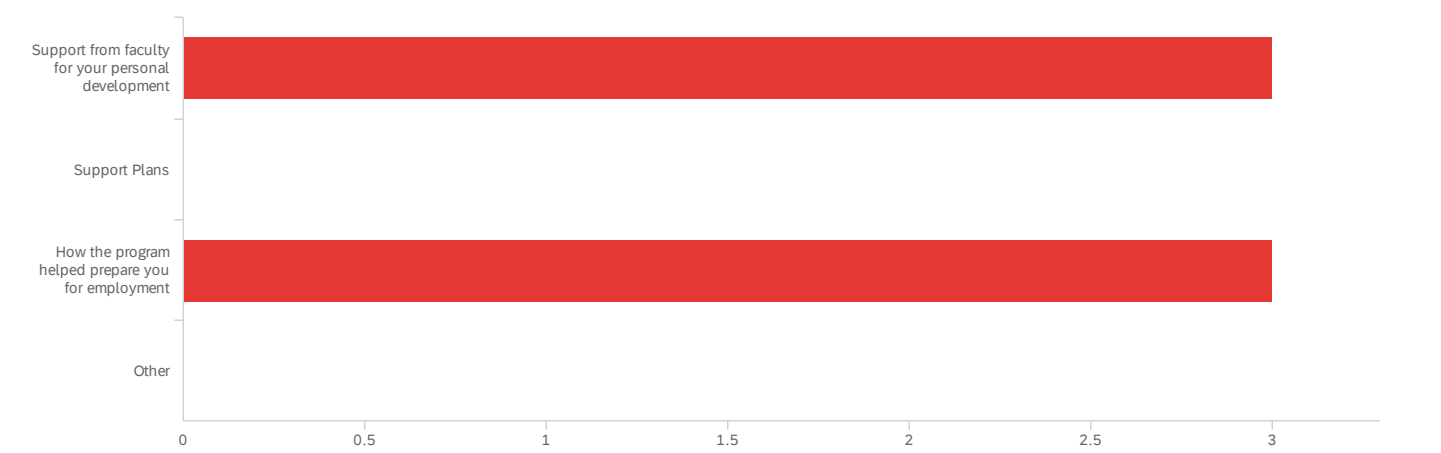
Always have great information & knowledge

I think faculty is always prepared. If something were to go off the regular schedule, then they would make appropriate adjustments.

Q19 - The Department of Counseling and Student Affairs is committed to providing quality programs and maintaining highly satisfied students and graduates. (APR E.1)

Please check any of the following that you experienced as strengths of the program:

Personal and Professional Development Please insert comments next to any of the strengths.



| # | Field | Choice Count |
|---|--|--------------|
| 1 | Support from faculty for your personal development | 50.00% 3 |
| 2 | Support Plans | 0.00% 0 |
| 3 | How the program helped prepare you for employment | 50.00% 3 |
| 4 | Other | 0.00% 0 |

6

Showing rows 1 - 5 of 5

Support from faculty for your personal development

Support from faculty for your personal development

As stated before, the staff is super supportive and was vital for me in my growth as an individual and a student.

Remediation plans

How the program helped prepare you for employment

How the program helped prepare you for employment

I appreciate Dr. Coyt taking time out of her day to go over licensure applications with us.

Q20 - The Department of Counseling and Student Affairs is committed to providing quality programs and maintaining highly satisfied students and graduates. (APR E.1)

Please check any of the following that you experienced as strengths of the program:

Professional Development Opportunities Please insert comments next to any of the strengths.



| # | Field | Choice Count |
|---|------------------------------------|--------------|
| 1 | Student organizations (i.e., COGA) | 30.00% 3 |
| 2 | Co-presenting with faculty | 0.00% 0 |
| 3 | Co-writing with faculty | 0.00% 0 |

| # | Field | Choice Count |
|---|---|--------------|
| 4 | Co-researching with faculty | 0.00% 0 |
| 5 | Graduate Assistant opportunities | 10.00% 1 |
| 6 | Internship sites | 50.00% 5 |
| 7 | Communication about Professional Development Opportunities (Talley Talks, external) | 10.00% 1 |
| 8 | Other | 0.00% 0 |
| | | 10 |

Showing rows 1 - 9 of 9

Student organizations (i.e., CSI, SAGA)

| |
|---|
| Student organizations (i.e., COGA) |
| COGA is a great way for students to be involved in leadership roles and also be apart of a community. |

Co-presenting with faculty

| |
|----------------------------|
| Co-presenting with faculty |
|----------------------------|

Co-writing with faculty

| |
|-------------------------|
| Co-writing with faculty |
|-------------------------|

Co-researching with faculty

| |
|-----------------------------|
| Co-researching with faculty |
|-----------------------------|

Graduate Assistant opportunities

| |
|----------------------------------|
| Graduate Assistant opportunities |
|----------------------------------|

Being a GA has allowed me to broaden my horizons on different types of research.

Internship sites

Internship sites

Great variety

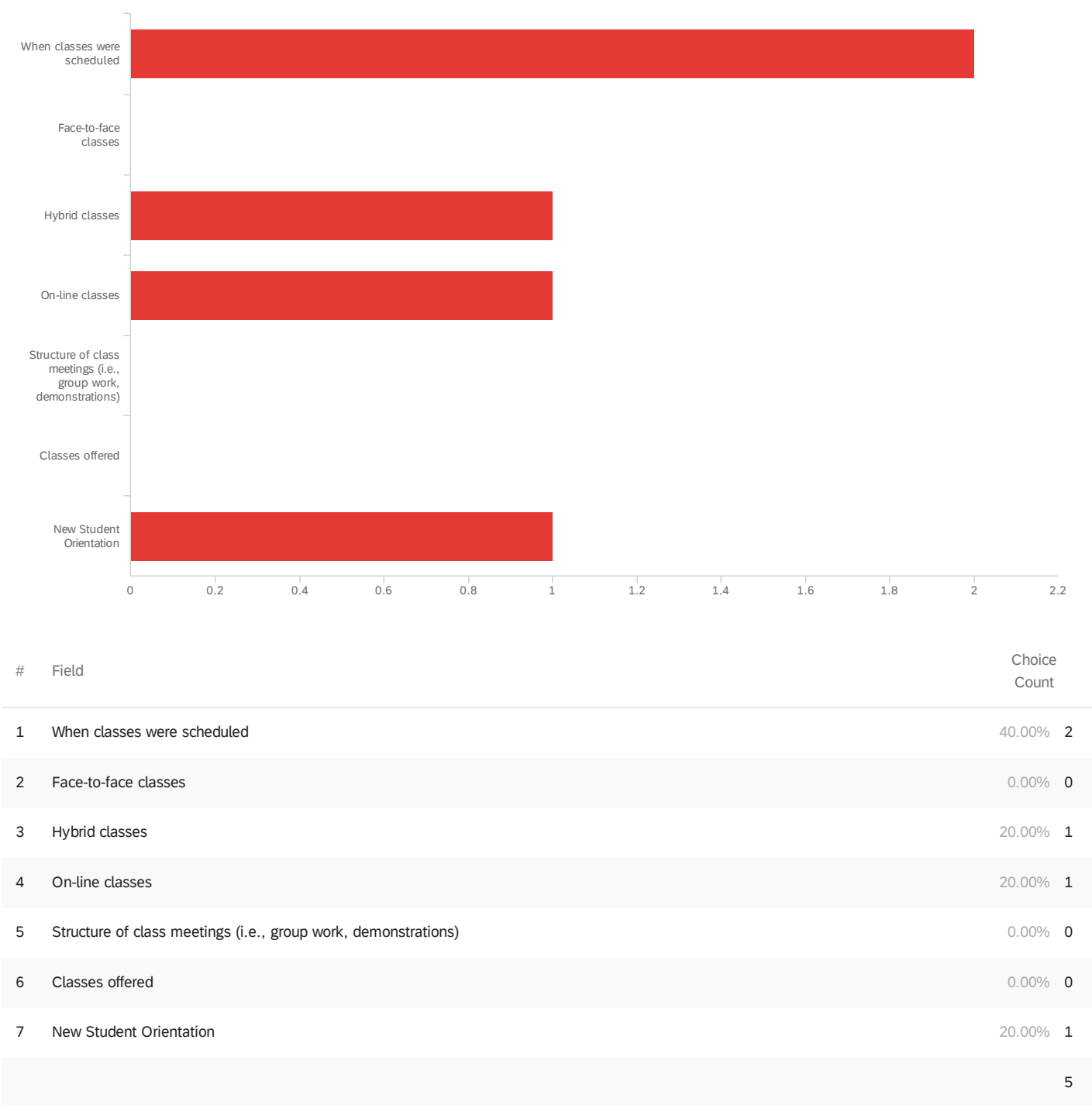
My internship site has allowed me to make professional connections with other counselors and learn different approaches.

The program provides many internship sites and even has the option to add another site. During practicum, if there was an issue, the supervisor was a big advocate for the intern.

Q21 - The Department of Counseling and Student Affairs is committed to providing quality programs and maintaining highly satisfied students and graduates. (APR E.1)

Please check any of the following that you experienced as weaknesses of the program:

Curriculum and Programming Please insert comments next to any of the weaknesses.



When classes were scheduled

When classes were scheduled

Some were scheduled only during a typical work day, which is hard for full time employees.

I wish my classes were earlier in the day similar to undergrad, but I understand that this type of schedule happens to be beneficial for those who work during morning hours.

Face-to-face classes

Face-to-face classes

Hybrid classes

Hybrid classes

Referring back to the class that would have zoom and in-person at the same time, I found it a bit frustrating because there might be a technological issue, or you would have to repeat your response if you were far away from the microphone for the zoom class to hear.

On-line classes

On-line classes

I do not mind online classes, but some that I have taken seem to be extremely long. If class could be split up into two days, that could be helpful in keeping students attentive during lecture.

Structure of class meetings (i.e., group work, demonstrations)

Structure of class meetings (i.e., group work, demonstrations)

Classes offered

Classes offered

New Student Orientation

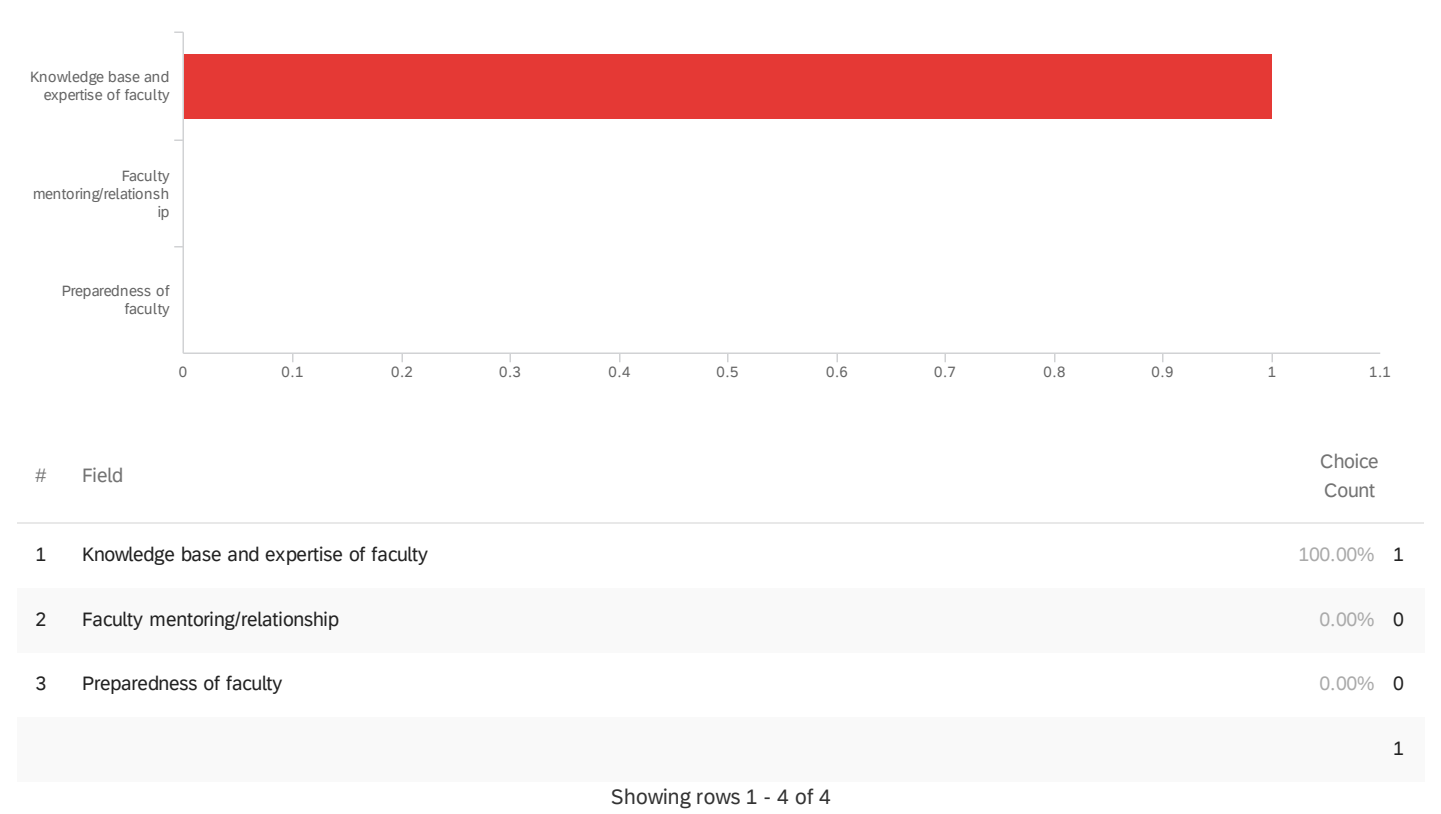
New Student Orientation

This was also only offered during a traditional work day.

Q22 - The Department of Counseling and Student Affairs is committed to providing quality programs and maintaining highly satisfied students and graduates. (APR E.1)

Please check any of the following that you experienced as weaknesses of the program:

Faculty Please insert comments next to any of the weaknesses.



Knowledge base and expertise of faculty

Knowledge base and expertise of faculty

I would have liked to have known that MOST school counseling positions require you to have past teaching experience, which I do not have. This has made it very difficult in finding a position in the schools.

Faculty mentoring/relationship

Faculty mentoring/relationship

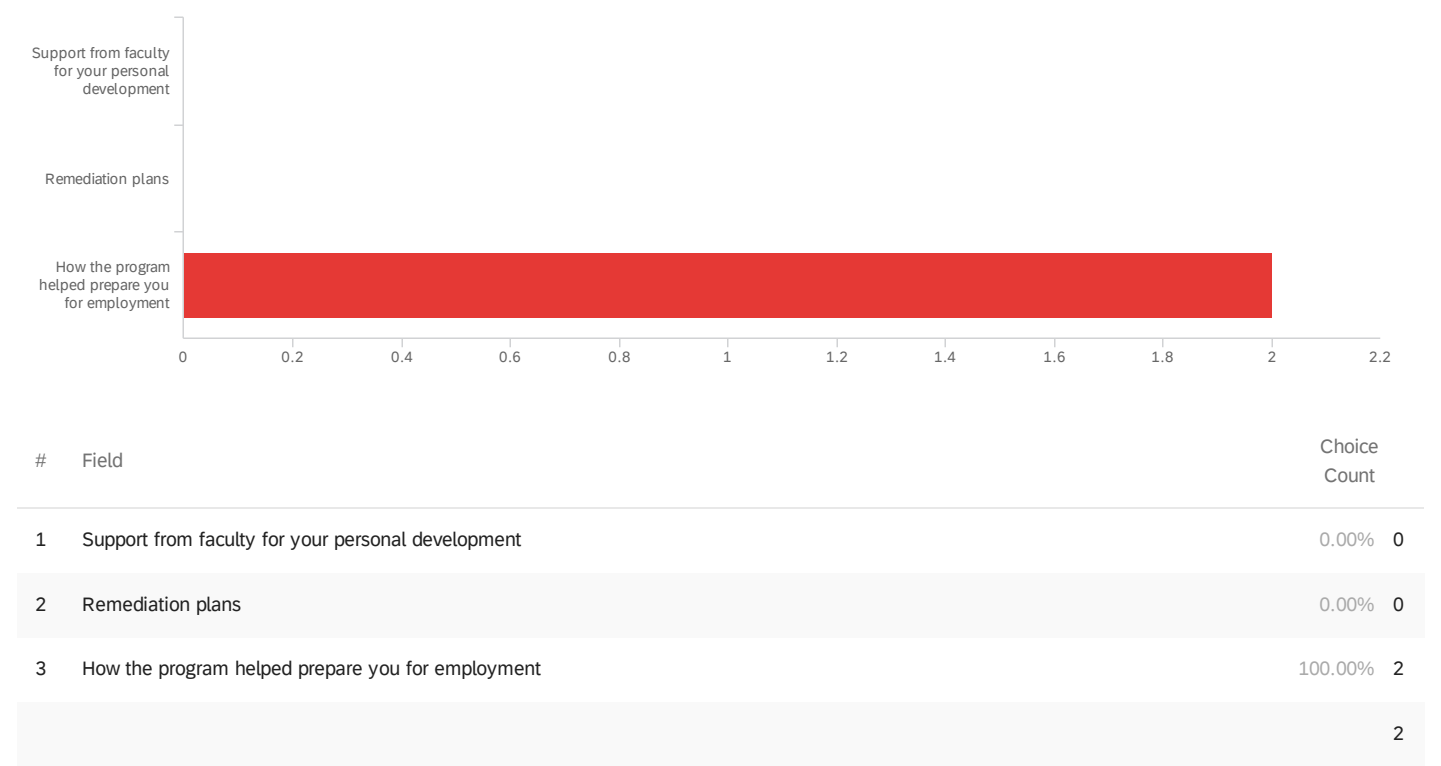
Preparedness of faculty

Preparedness of faculty

Q23 - The Department of Counseling and Student Affairs is committed to providing quality programs and maintaining highly satisfied students and graduates. (APR E.1)

Please check any of the following that you experienced as weaknesses of the program:

Personal and Professional Development Please insert comments next to any of the weaknesses.



Showing rows 1 - 4 of 4

Support from faculty for your personal development

Support from faculty for your personal development

Remediation plans

Remediation plans

How the program helped prepare you for employment

How the program helped prepare you for employment

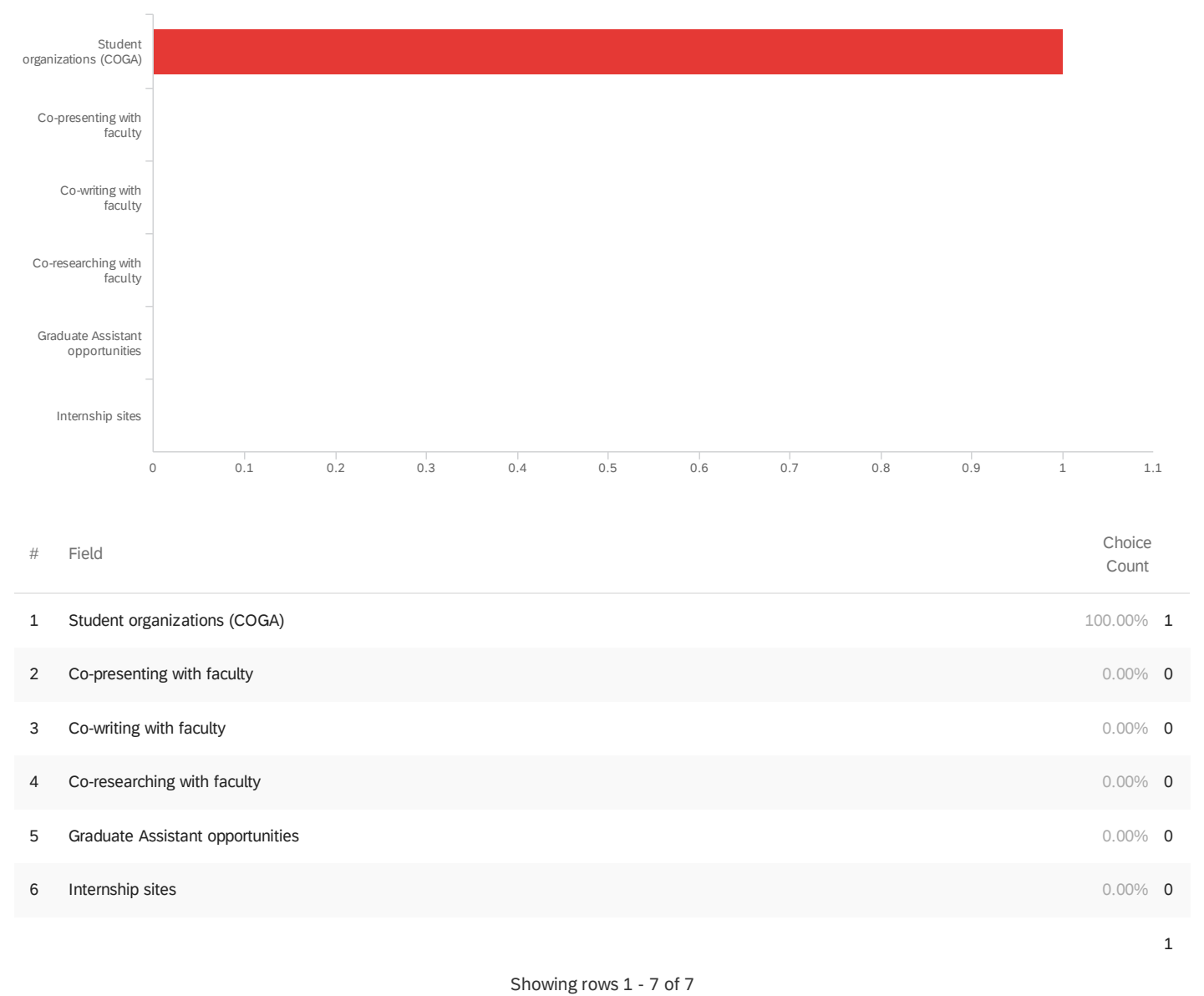
I wish I would have had the opportunity to learn more theories that are widely used. I feel that we were heavily influenced on a few but not others.

Kind of wish I knew to be prepared for the costs of comps and having to travel out. We talk a lot about how to prepare for NCE, but I somehow had the idea (and my fault for not asking) that comps would be held at WKU before I found out the information to take comps. To appropriately answer this prompt, I know they are trying their best in releasing licensure information ASAP and being prepared that way, but I feel a bit lost. I think this will be better in the next couple of weeks when I have more information.

Q24 - The Department of Counseling and Student Affairs is committed to providing quality programs and maintaining highly satisfied students and graduates. (APR E.1)

Please check any of the following that you experienced as weaknesses of the program:

Professional Development Opportunities Please insert comments next to any of the weaknesses.



Student organizations (i.e., CSI, SAGA)

Student organizations (COGA)

As someone who is on the COGA steering committee, it is difficult to be able to plan nearly anything when we do not have many funds.

Co-presenting with faculty

Co-presenting with faculty

Co-writing with faculty

Co-writing with faculty

Co-researching with faculty

Co-researching with faculty

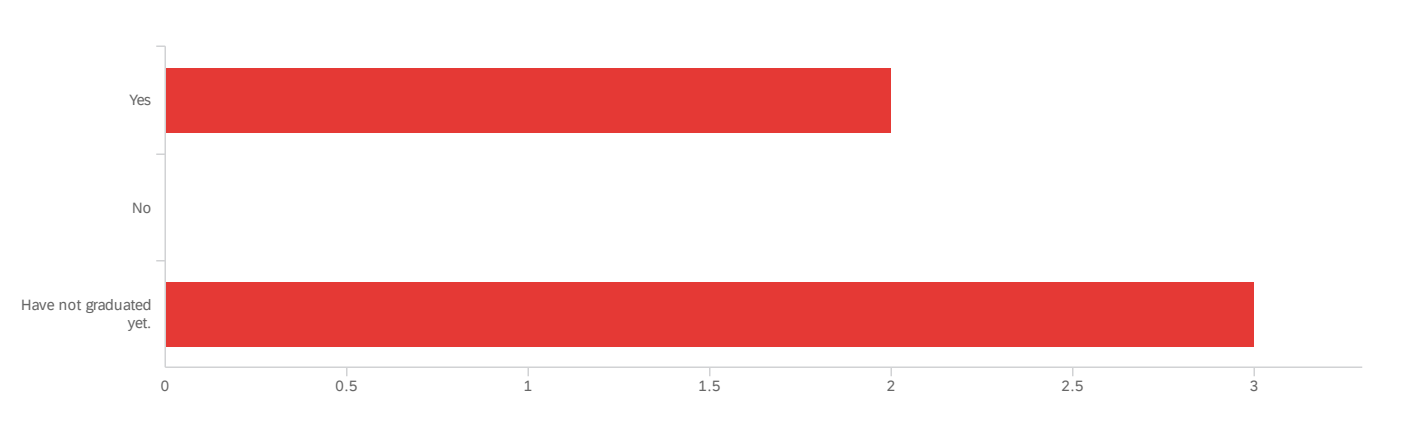
Graduate Assistant opportunities

Graduate Assistant opportunities

Internship sites

Internship sites

Q25 - Have you sought employment since graduating? (APR B.5.)



| # | Field | Choice | Count |
|---|-------------------------|--------|-------|
| 1 | Yes | 40.00% | 2 |
| 2 | No | 0.00% | 0 |
| 3 | Have not graduated yet. | 60.00% | 3 |
| | | | 5 |

Showing rows 1 - 4 of 4

Q26 - Have you gained employment in the field of your degree program? (APR B.5)

Please choose the most appropriate response.



Full-time employment. Please list employer, city and state.

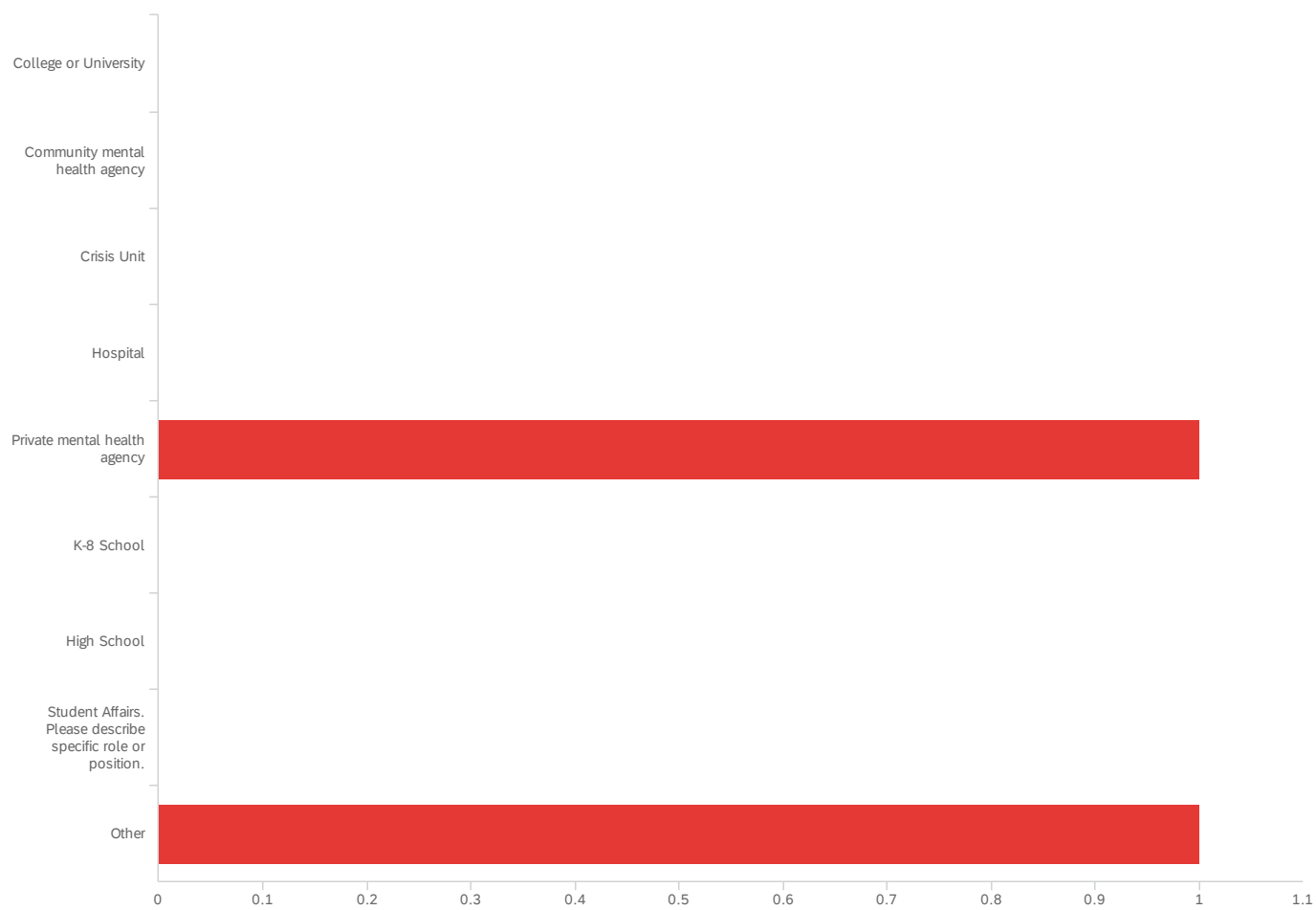
Full-time employment. Please list employer, city and state.

KCR Morgantown KY

Part-time employment. Please list employer, city and state.

Part-time employment. Please list employer, city and state.

Q27 - If you gained employment, please describe the setting of your employer.

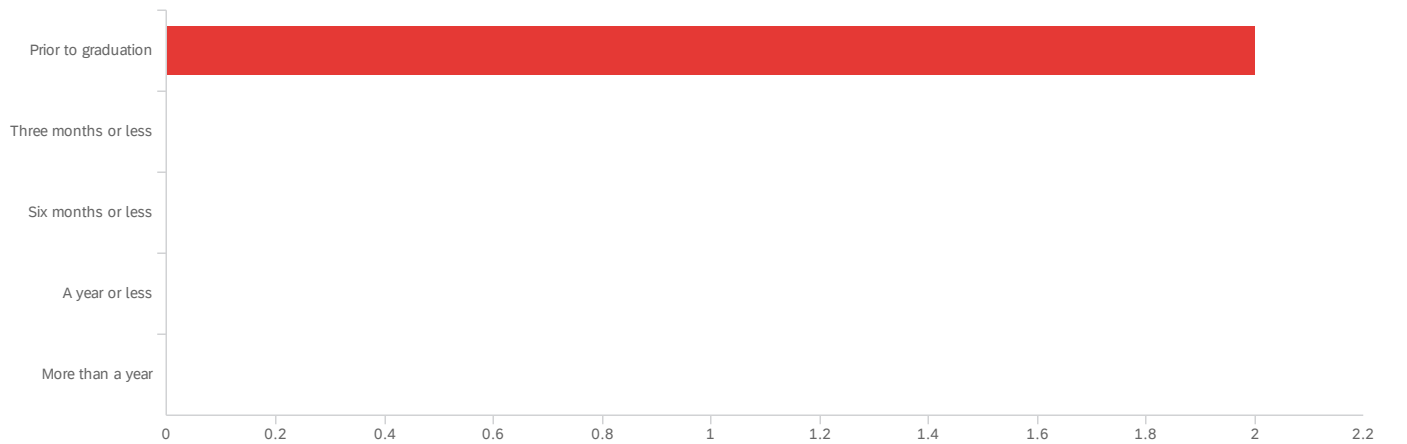


| # | Field | Choice Count |
|---|---|--------------|
| 1 | College or University | 0.00% 0 |
| 2 | Community mental health agency | 0.00% 0 |
| 3 | Crisis Unit | 0.00% 0 |
| 4 | Hospital | 0.00% 0 |
| 5 | Private mental health agency | 50.00% 1 |
| 6 | K-8 School | 0.00% 0 |
| 7 | High School | 0.00% 0 |
| 8 | Student Affairs. Please describe specific role or position. | 0.00% 0 |
| 9 | Other | 50.00% 1 |
| | | 2 |

Student Affairs. Please describe specific role or position.

Student Affairs. Please describe specific role or position.

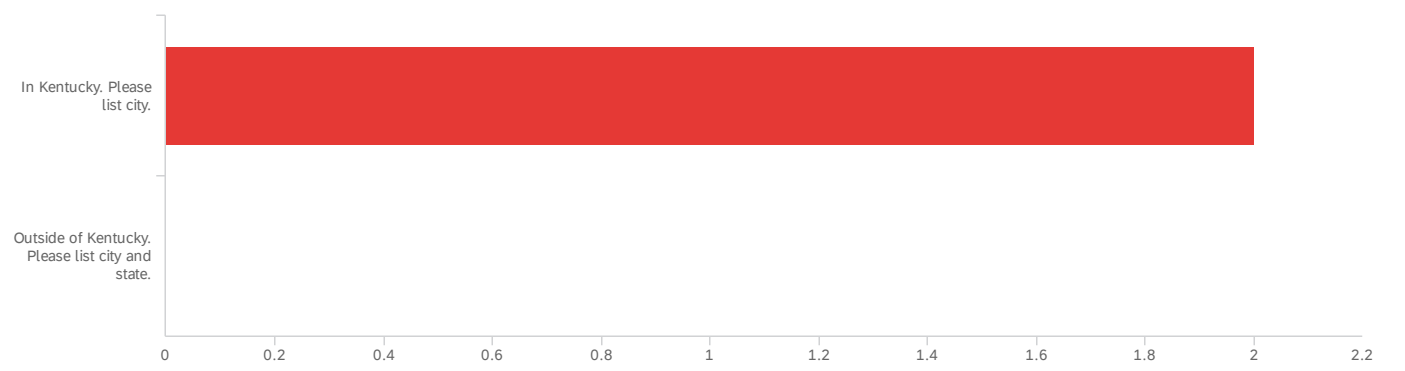
Q28 - If you gained employment in your respective field, how long after you graduated were you employed?



| # | Field | Choice Count |
|---|----------------------|--------------|
| 1 | Prior to graduation | 100.00% 2 |
| 2 | Three months or less | 0.00% 0 |
| 3 | Six months or less | 0.00% 0 |
| 4 | A year or less | 0.00% 0 |
| 5 | More than a year | 0.00% 0 |
| | | 2 |

Showing rows 1 - 6 of 6

Q29 - If you gained employment, where did you secure employment? (APR B.5)



| # | Field | Choice Count |
|---|--|--------------|
| 1 | In Kentucky. Please list city. | 100.00% 2 |
| 2 | Outside of Kentucky. Please list city and state. | 0.00% 0 |

2

Showing rows 1 - 3 of 3

In Kentucky. Please list city.

In Kentucky. Please list city.

Morgantown

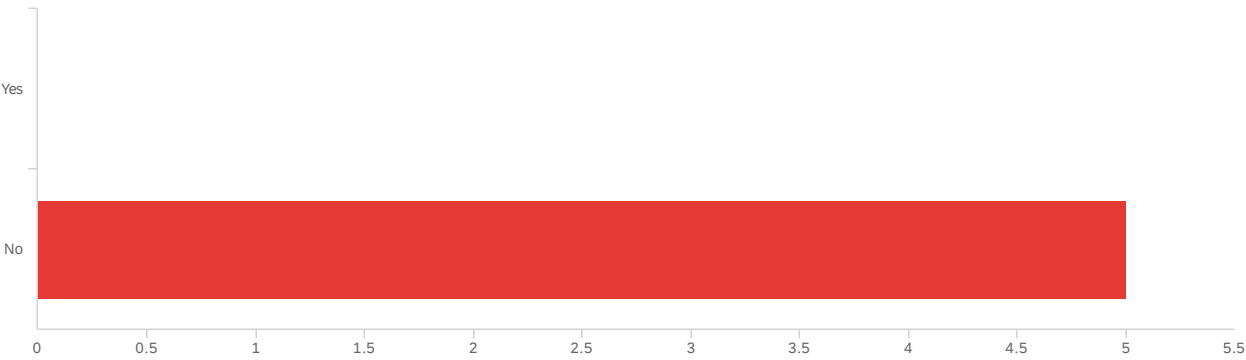
Owensboro

Outside of Kentucky. Please list city and state.

Outside of Kentucky. Please list city and state.

Q30 - After graduation, did you/do you plan to seek graduate/professional school

admission (i.e., doctoral degree program)? (APR B.5)

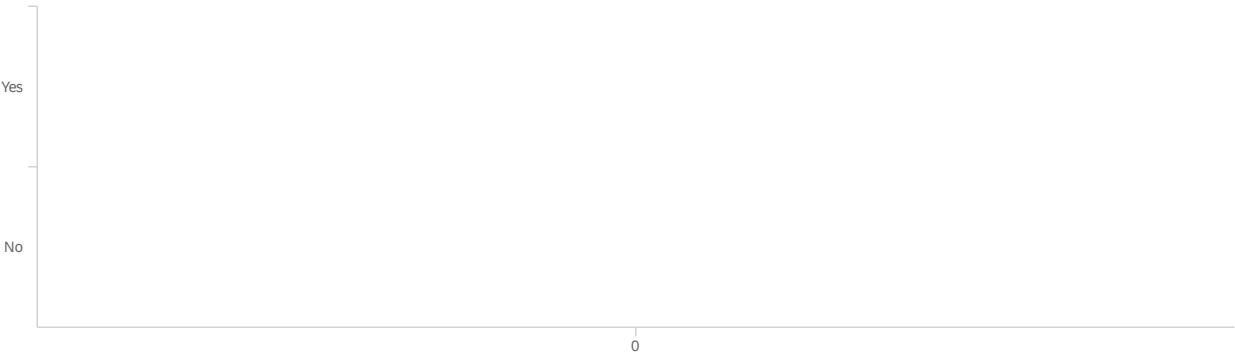


| # | Field | Choice Count |
|---|-------|--------------|
| 1 | Yes | 0.00% 0 |
| 2 | No | 100.00% 5 |

5

Showing rows 1 - 3 of 3

Q31 - If you sought graduate/professional school admission (i.e., doctoral degree program), were you admitted? (APR B.5)



| # | Field | Choice | Count |
|---|-------|--------|-------|
| 1 | Yes | 0.00% | 0 |
| 2 | No | 0.00% | 0 |

0

Showing rows 1 - 3 of 3

Q32 - If you were admitted to graduate/professional school (i.e., doctoral degree program), are you planning on attending/already enrolled? (APR B.5)

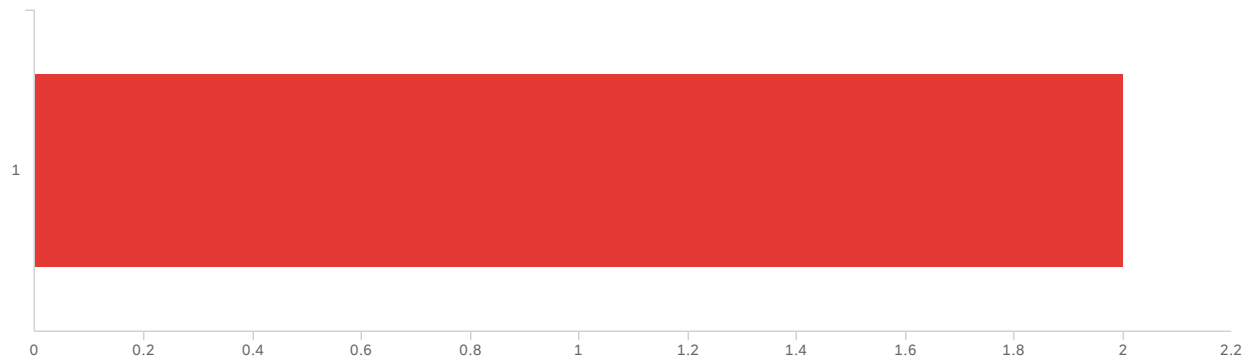


Showing rows 1 - 3 of 3

Yes. Please list program and university.

Yes. Please list program and university.

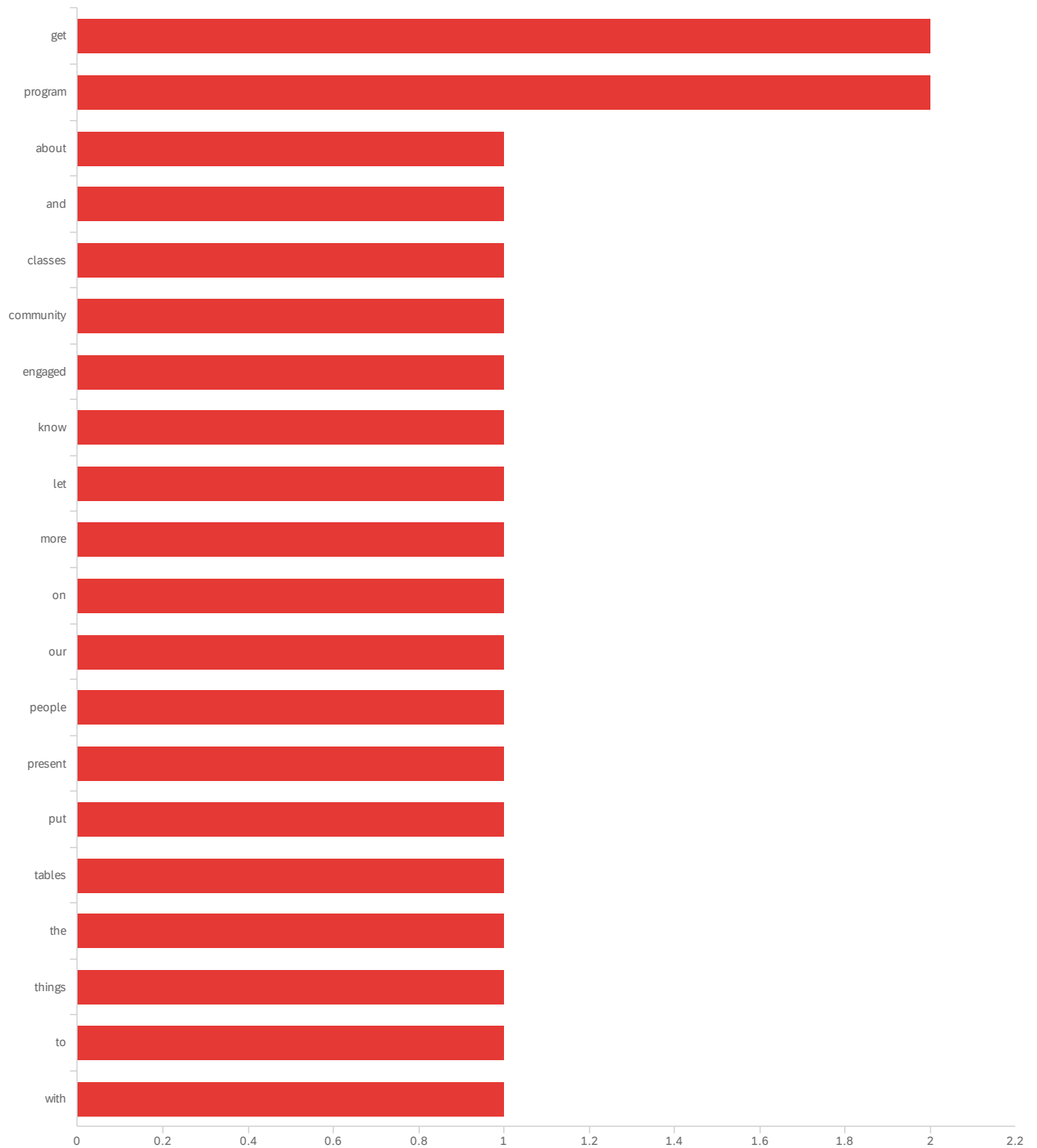
Q37 - We are interested in your feedback regarding how we can better recruit and attract underrepresented students to our programs. Please share below.




| # | Field | Minimum | Maximum | Mean | Std Deviation | Variance | Count |
|---|---|---------|---------|------|---------------|----------|-------|
| 1 | We are interested in your feedback regarding how we can better recruit and attract underrepresented students to our programs. Please share below. - Selected Choice | 1.00 | 1.00 | 1.00 | 0.00 | 0.00 | 2 |

| # | Field | Choice Count |
|---|-------|--------------|
| 1 | 1 | 100.00% 2 |

Showing rows 1 - 1 of 1




Data source misconfigured for this visualization.

| # | Field | Choice Count |
|-----------|-----------|--------------|
| get | get | 9.09% 2 |
| program | program | 9.09% 2 |
| about | about | 4.55% 1 |
| and | and | 4.55% 1 |
| classes | classes | 4.55% 1 |
| community | community | 4.55% 1 |
| engaged | engaged | 4.55% 1 |
| know | know | 4.55% 1 |
| let | let | 4.55% 1 |
| more | more | 4.55% 1 |
| on | on | 4.55% 1 |
| our | our | 4.55% 1 |
| people | people | 4.55% 1 |
| present | present | 4.55% 1 |
| put | put | 4.55% 1 |
| tables | tables | 4.55% 1 |
| the | the | 4.55% 1 |
| things | things | 4.55% 1 |
| to | to | 4.55% 1 |
| with | with | 4.55% 1 |

Q33 - Do you have any other comments/suggestions you would like to share to help improve the courses and the Department of Counseling and Student Affairs?

Do you have any other comments/suggestions you would like to share to help...

Changes in the Planned Program were difficult to keep track of and adjust to for someone working a full-time job outside of graduate school. Once the Planned program has begun, any changes needed should only involve new cohorts to the greatest extent possible. It would also be helpful to keep the department web site up to date with information on current requirements and eliminate visibility of outdated requirements.

Q42 - If you were enrolled in any of the department's digitally delivered (online) programs and/or took digitally delivered courses (i.e., live synchronous zoom), please remark on the strengths of this delivery method, as well as suggestions.

If you were enrolled in any of the department's digitally delivered (online...

The live synchronous zoom classes were just as effective as in person class and were much more convenient for someone also working full-time.

I prefer zoom classes to completely online classes as Zoom and in-person classes make it more personal and I feel I have easier access to the professors if needed.

I think one strength is that you can easily see the presentation as it is within proximity whereas in a classroom setting sitting in the back may not have been as visible. I also really liked that I could be in the comfort of my own home to go to class. I can take care of my own needs (like grabbing a small snack and not being loud) then vs having to leave the lecture room and missing out on content.

End of Report