



Interview Attire & Dress Codes



Dress Tips for Women (Business Formal)

Suit

- Jacket arms hit right below the wrist bone when arms are down
 - Seams hit the outer edge of your shoulder
- Buttons (one or two) should not be pulling across the waist
 - Back fits slim and straight while arms are down, shouldn't pull when arms are up
- Colors: black, charcoal grey, and navy

Skirt/Dress

- Length right above knee (no higher!)
- Should not pinch or bunch anywhere when standing
 - Skirts should fit no more than 2 fingers in the waistband
- Back slits should be professional (i.e. Not more than a few inches and with no bows)
- Pull out any threads that "closed" the slit with an X
- Dresses should be solid colors (no patterns) in black, navy, grey, or neutral tones

Shirt

- White shirts are the safest and most conservative
- Depending on the industry, you can wear cream or French-blue shirts without patterns
 - Collars stay inside the jacket
 - Tuck into pants or skirt
- Jacket should be longer than shirt hem

Shoes

- Conservative CLOSED-TOED pumps with heels no higher than 2.5" - 3.0"
- Clunky heels are not acceptable
 - Flats are acceptable if pants reach an appropriate level

Misc

- Hair: Tame, clean, brushed, and professional; If it's a humid day wear hair up
- Handbag: Choose one that's black or tan, structured, with few embellishments
 - Pantyhose: Go with neutral shades that match your skin tone
- Jewelry: Keep it simple and petite, such as small studs; If you have multiple piercings wear only one pair; Small bracelet or watch is acceptable, as is one small necklace
 - Nails: When in doubt, use clear or neutral polish and keep them clean
 - Makeup: Browns, roses, and beiges
 - Perfume: Should be generally avoided
- DO NOT mix-and-match suit separates! Be sure the jacket and pants/skirt are the same color and made of the same fabric!

Dress Tips for Women (Business Casual)

Bottoms

- Tailored slacks, chinos, dress pants, ponte pants, or dark-wash.
- Jeans aren't "business casual"!

Shirt

- Okay to not wear a jacket in business casual settings
- Use good judgment when considering sleeveless shirts – generally safer to cover the shoulders
- Avoid wearing anything too tight or too revealing

Skirt/Dress

- Length right above knee (no higher!)
- Should not pinch or bunch anywhere when standing
- Skirts should fit no more than 2 fingers in the waistband
- Back slits should be professional (i.e. Not more than a few inches and with no bows)
- Pull out any threads that "closed" the slit with an X
- Dresses should be professional colors in black, navy, grey, or neutral tones

Shoes

- Flats acceptable
- Avoid anything with bows, sequins, or extremely bright colors

Misc

- Fit is Key: Ensure clothes are well-fitted and tailored, not too baggy or too tight.
- Fabric Matters: Opt for structured fabrics that hold their shape.
- Accessorize Smartly: Add simple jewelry, a watch, or a nice handbag to elevate the outfit.

Dress Tips for Women (Examples)

Business Formal (Interview Attire)



Business Casual



Dress Tips for Women (Examples)

Business Formal (Interview Attire)



Business Casual



Dress Tips for Women (Examples)

Business Formal (Interview Attire)



Business Casual



Dress Tips for Women (Examples)

Formal



Smart Casual



Dress Tips for Women (Examples)

Formal



Smart Casual



Dress Tips for Women (Examples)

Formal



Smart Casual



Dress Tips for Women (Examples)

Formal



Smart Casual



Dress Tips for Men (Business Formal)

Suit

- Suit jacket should fit so that it can be easily buttoned without any tug marks across the fabric
- Arms long enough so about a $\frac{1}{4}$ inch of your dress shirt can be seen past the cuffs when arms are relaxed
- Choose a two button suit
- Stay away from double-breasted suits.
- Preferred colors are charcoal grey and navy; Brown is not acceptable

Shirt

- White shirts are the safest and most conservative
- Depending on the industry, French-blue shirts are also fine as long as they are solid without stripes or patterns
- For financial positions, stay conservative

Shoes

- Polished, dark lace-ups shoes are preferred
- Remember these are interview shoes, not shoes you wear to the club
- Generally avoid loafers or boots

Misc

- Tie: Choose a simple pattern or solid color silk tie that does not clash with the color of your suit. Typically "safe" colors include yellow, dark blue, light blue, and red. In general, choose bold colors in conservative but stylish patterns. Should fall right above the belt buckle when completed. Windsor knot preferred.
- Belt: Wear a quality leather belt in black or dark brown with a subtle, polished finish.
- Socks: Choose dark socks that match your outfit. Avoid white socks, and ensure your shoes, socks, and belt are coordinated in color.
- Accessories: Keep accessories minimal opt for understated cufflinks, wear only a wedding band or class ring, and avoid earrings.

Dress Tips for Men (Business Casual)

Suit/Blazer (Optional)

- Well-fitted two suit/blazer
- Use judgment on the color (i.e. lighter tones) and use of jacket
 - Do not wear business casual unless specified
- Jeans usually aren't "business casual"!

Slacks



- Cream colored slacks: More acceptable than khakis; make sure they are well pressed
- Dark business casual slacks: Worn for more "formal" casual occasions (pardon the oxymoron)

Shirt

- Okay to not wear a jacket in business casual settings
- Use good judgment when considering colors - don't wear anything too bright and noisy

Misc

- Belt: Choose a high quality leather belt in black or dark brown. It should have a clean, polished finish neither overly shiny nor worn-looking.
- Socks: Dark socks that match your outfit. No white socks! Your shoes, socks and belt should all match (e.g., black shoes, black socks, black belt).
- Accessories: Limit rings to a wedding band and/or class ring. Stay away from earrings!



Dress Tips for Men (Examples)

Business Formal (Interview Attire)



Business Casual



Dress Tips for Men (Examples)

Business Formal (Interview Attire)



Business Casual



Dress Tips for Men (Examples)

Business Formal (Interview Attire)



Business Casual



Dress Tips for Men (Examples)

Business Formal



Business Casual



Dress Tips for Men (Examples)

Formal



Smart Casual



Dress Tips for Men (Examples)

Formal



Smart Casual



Dress Tips for Men (Examples)

Formal



Smart Casual



Dress Tips for Men (Examples)

Formal



Smart Casual





Interview Attire & Dress Codes

CONNECT WITH US
ON SOCIAL MEDIA



<https://linktr.ee/wkuacdc>



careerhelp@wku.edu